

Observation of a Significant Excess of Electron-Like Events in the MiniBooNE Short-Baseline Neutrino Experiment

PRL121(2018)221801

outline

1. MiniBooNE neutrino experiment
2. Booster Neutrino Beamline (BNB)
3. MiniBooNE detector
4. Oscillation candidate search
5. Discussion

Teppei Katori for the MiniBooNE collaboration
Queen Mary University of London
CERN seminar, CERN, Geneva, Feb. 5, 2019

1. MiniBooNE neutrino experiment

2. Booster Neutrino Beamline (BNB)

3. MiniBooNE detector

4. Oscillation candidate search

5. Discussion



Thursday, May 31, 2018

New results confirm old anomaly in neutrino data

The collaboration of a neutrino experiment called MiniBooNe just published their new results.

Observation of a Significant Excess of Electron-Like Events in the MiniBooNE Short-Baseline Neutrino Experiment

MiniBooNE Collaboration
arXiv:1805.12028 [hep-ex]

It's a rather unassuming paper, but it deserves a signal boost because for once we have an anomaly that did not vanish with further examination. Indeed, it actually increased in significance, now standing at a whopping 6.1σ .



ABSTRACTIONS BLOG

Evidence Found for a New Fundamental Particle

10 |

An experiment at the Fermi National Accelerator Laboratory in Chicago has detected far more electron neutrinos than expected, a possible harbinger of a revolutionary new element called the sterile neutrino, though many physicists

PHYSICS


Physicists Are Excited About Fresh Evidence for a New 'Sterile' Fundamental Particle



Ryan F. Mandelbaum
6/04/18 3:20pm • Filed to: NEUTRINOS

19.4K | 5 | 9

The screenshot shows the BBC News website interface. At the top, there's a navigation bar with 'BBC', 'Your account', and a notification bell. Below that are categories: News, Sport, Weather, iPlayer, TV, and Radio. A secondary navigation bar lists: Home, UK, World, Business, Politics, Tech, Science, Health, and Family & Education. The main headline is 'Science & Environment' followed by 'Has US physics lab found a new particle?'. The byline reads 'By Paul Rincon, Science editor, BBC News website'. The date is '6 June 2018'. At the bottom right, there are social media sharing icons for Facebook, Twitter, Messenger, Email, and a 'Share' button.



FERMILAB

Featured in Physics

Editors' Suggestion

Open Access

Access by Queen Mary & Westfield College

Go Mobile »

Significant Excess of Electronlike Events in the MiniBooNE Short-Baseline Neutrino Experiment

A. A. Aguilar-Arevalo *et al.* (MiniBooNE Collaboration)
Phys. Rev. Lett. **121**, 221801 – Published 26 November 2018

PhysiCS See Viewpoint: [The Plot Thickens for a Fourth Neutrino](#)

The most visible particle physics result of the year



ALL RESEARCH OUTPUTS

#7,064

of 12,363,617 outputs

OUTPUTS FROM PHYSICAL REVIEW LETTERS

#13

of 25,606 outputs

OUTPUTS OF SIMILAR AGE

#448

of 270,805 outputs

OUTPUTS OF SIMILAR AGE FROM PHYSICAL REVIEW LETTERS

#1

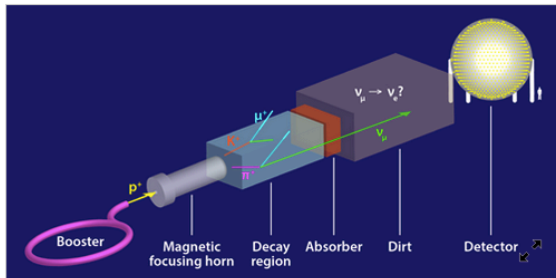
of 520 outputs

Viewpoint: The Plot Thickens for a Fourth Neutrino

Joachim Kopp, Theoretical Physics Department, CERN, Geneva, Switzerland, and PRISMA Cluster of Excellence, Mainz, Germany

November 26, 2018 • *Physics* 11, 122

Confirming previous controversial results, the MiniBooNE experiment detects a signal that is incompatible with neutrino oscillations involving just the three known flavors of neutrinos.



APS/Alan Stonebraker

Tepei Ka

<https://physics.aps.org/articles/v11/122>

Featured in Physics

Editors' Suggestion

Open Access

Access by Queen Mary & Westfield College

Go Mobile »

Observation of $t\bar{t}H$ Production

A. M. Sirunyan *et al.* (CMS Collaboration)
Phys. Rev. Lett. **120**, 231801 – Published 4 June 2018

PhysiCS See Viewpoint: [Sizing Up the Top Quark's Interaction with the Higgs](#)



Featured in Physics

Editors' Suggestion

Open Access

Access by Queen Mary & Westfield College

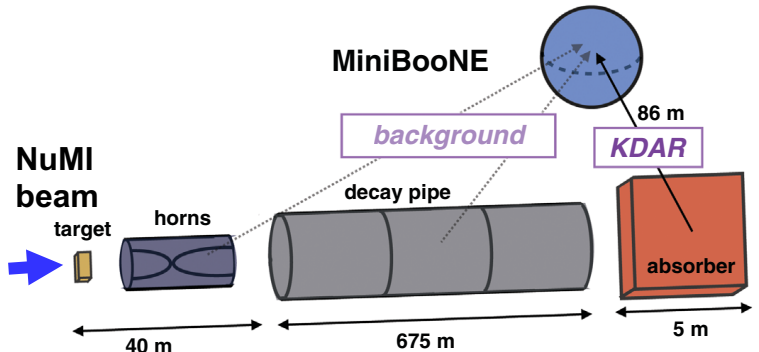
Go Mobile »

Observation of Higgs Boson Decay to Bottom Quarks

A. M. Sirunyan *et al.* (CMS Collaboration)
Phys. Rev. Lett. **121**, 121801 – Published 17 September 2018

PhysiCS See Viewpoint: [Higgs Decay into Bottom Quarks Seen at Last](#)



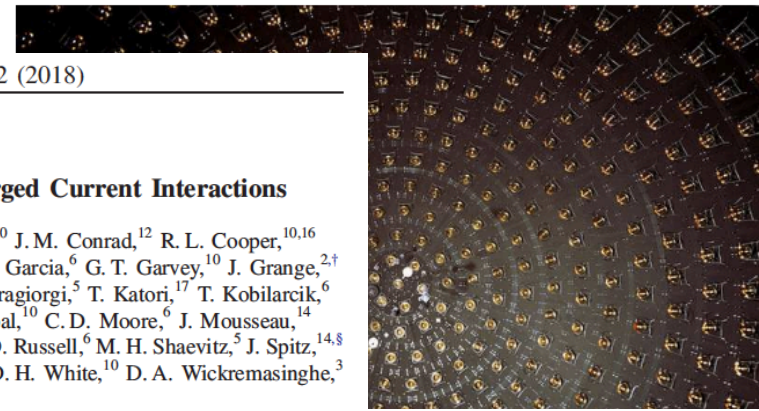


PHYSICAL REVIEW LETTERS **120**, 141802 (2018)

Editors' Suggestion Featured in Physics

Blast from the past—First measurement of mono-energetic neutrinos

June 5, 2018 by Savannah Mitchem, Argonne National Laboratory



First Measurement of Monoenergetic Muon Neutrino Charged Current Interactions

A. A. Aguilar-Arevalo,¹³ B. C. Brown,⁶ L. Bugel,¹² G. Cheng,⁵ E. D. Church,²⁰ J. M. Conrad,¹² R. L. Cooper,^{10,16} R. Dharmapalan,¹ Z. Djuric,² D. A. Finley,⁶ R. S. Fitzpatrick,^{14,*} R. Ford,⁶ F. G. Garcia,⁶ G. T. Garvey,¹⁰ J. Grange,^{2†} W. Huelsnitz,¹⁰ C. Ignarra,¹² R. Imlay,¹¹ R. A. Johnson,³ J. R. Jordan,^{14,‡} G. Karagiorgi,⁵ T. Katori,¹⁷ T. Kobilarcik,⁶ W. C. Louis,¹⁰ K. Mahn,^{5,15} C. Mariani,¹⁹ W. Marsh,⁶ G. B. Mills,¹⁰ J. Mirabal,¹⁰ C. D. Moore,⁶ J. Mousseau,¹⁴ P. Nienaber,¹⁸ B. Osmanov,⁷ Z. Pavlovic,¹⁰ D. Perevalov,⁶ H. Ray,⁷ B. P. Roe,¹⁴ A. D. Russell,⁶ M. H. Shaevitz,⁵ J. Spitz,^{14,§} I. Stancu,¹ R. Tayloe,⁹ R. T. Thornton,¹⁰ R. G. Van de Water,¹⁰ M. O. Wascko,⁸ D. H. White,¹⁰ D. A. Wickremasinghe,³ G. P. Zeller,⁶ and E. D. Zimmerman⁴

PRL120(2018)141802

(MiniBooNE Collaboration)

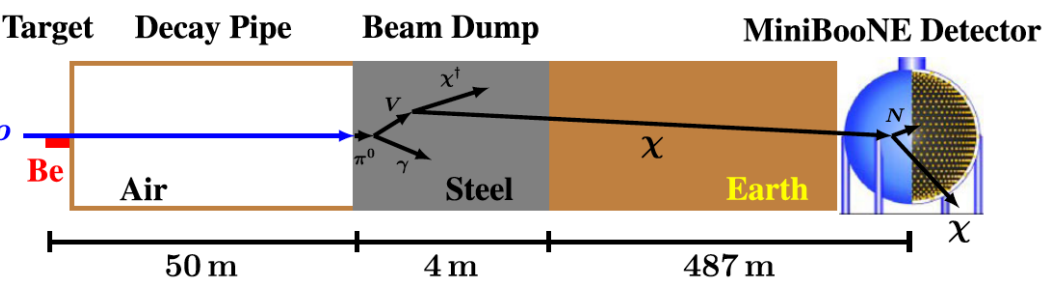


Featured Last comment

Researchers ask A... does God look like? 27

Speculative wormho... revolutionize astrop... 2018 19

Choice matters: The... 2018 19



News at work

The MiniBooNE search for dark matter

July 18, 2017 | Ranjan Dharmapalan and Tyler Thornton
PHYSICAL REVIEW LETTERS week ending 2 JUNE 2017

MiniBooNE keep providing high impact results!

Dark Matter Search in a Proton Beam Dump with MiniBooNE

A. A. Aguilar-Arevalo,¹ M. Backfish,² A. Bashyal,³ B. Batell,⁴ B. C. Brown,² R. Carr,⁵ A. Chatterjee,³ R. L. Cooper,^{6,7} P. deNiverville,⁸ R. Dharmapalan,⁹ Z. Djuric,⁹ R. Ford,² F. G. Garcia,² G. T. Garvey,¹⁰ J. Grange,^{9,11} J. A. Green,¹⁰ W. Huelsnitz,¹⁰ I. L. de Icaza Astiz,¹ G. Karagiorgi,⁵ T. Katori,¹² W. Ketchum,¹⁰ T. Kobilarcik,² Q. Liu,¹⁰ W. C. Louis,¹⁰ W. Marsh,² C. D. Moore,² G. B. Mills,¹⁰ J. Mirabal,¹⁰ P. Nienaber,¹³ Z. Pavlovic,¹⁰ D. Perevalov,² H. Ray,¹¹ B. P. Roe,¹⁴ M. H. Shaevitz,⁵ S. Shahsavarian,³ I. Stancu,¹⁵ R. Tayloe,⁶ C. Taylor,¹⁰ R. T. Thornton,⁶ R. Van de Water,¹⁰ W. Wester,² D. H. White,¹⁰ and J. Yu³

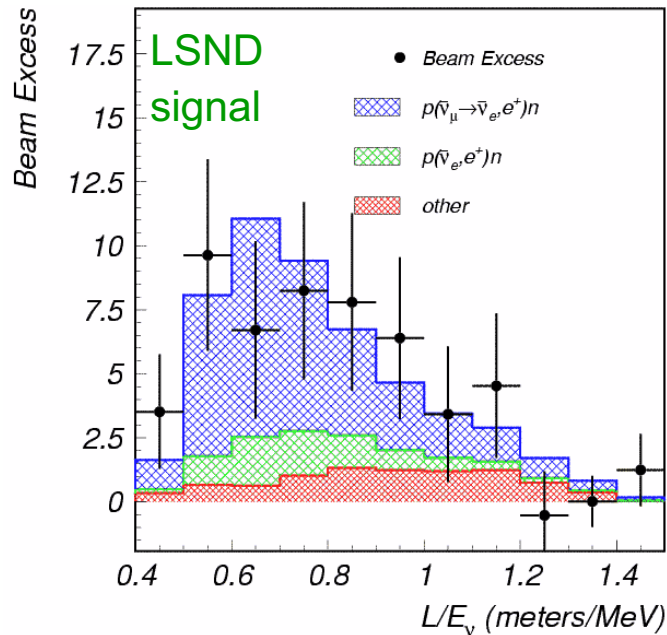
Teppei Katori, katori@fnal.gov
MiniBooNE-DM Collaboration

PRL118(2017)221803
PRD98(2018)112004

1. LSND experiment

LSND experiment at Los Alamos observed excess of anti-electron neutrino events in the anti-muon neutrino beam.

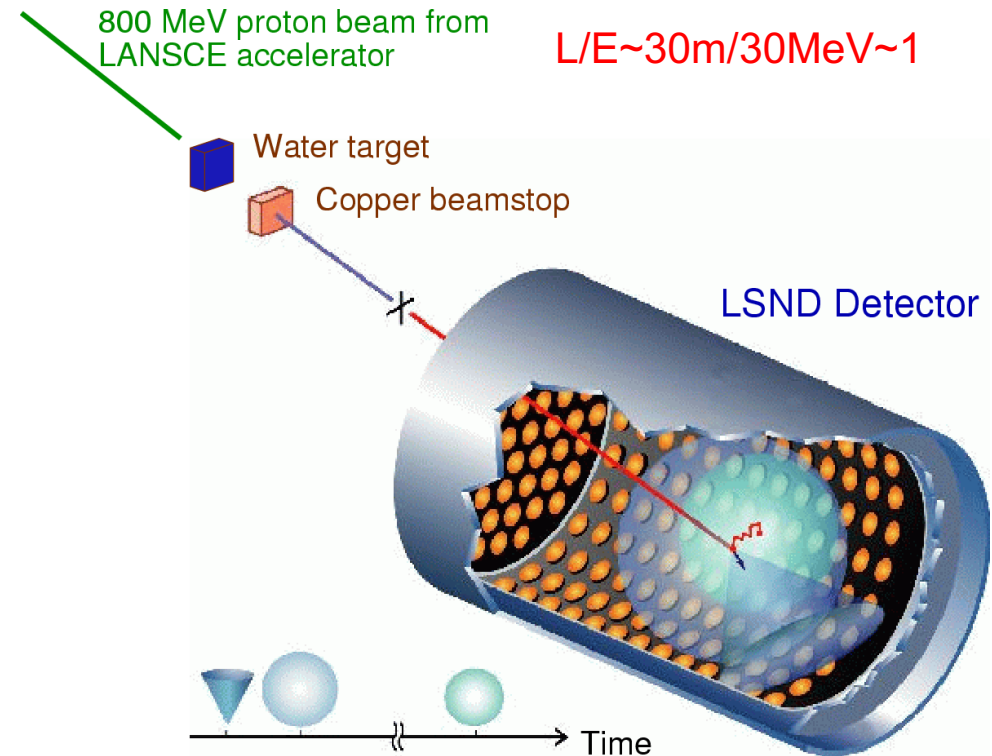
$87.9 \pm 22.4 \pm 6.0$ (3.8σ)



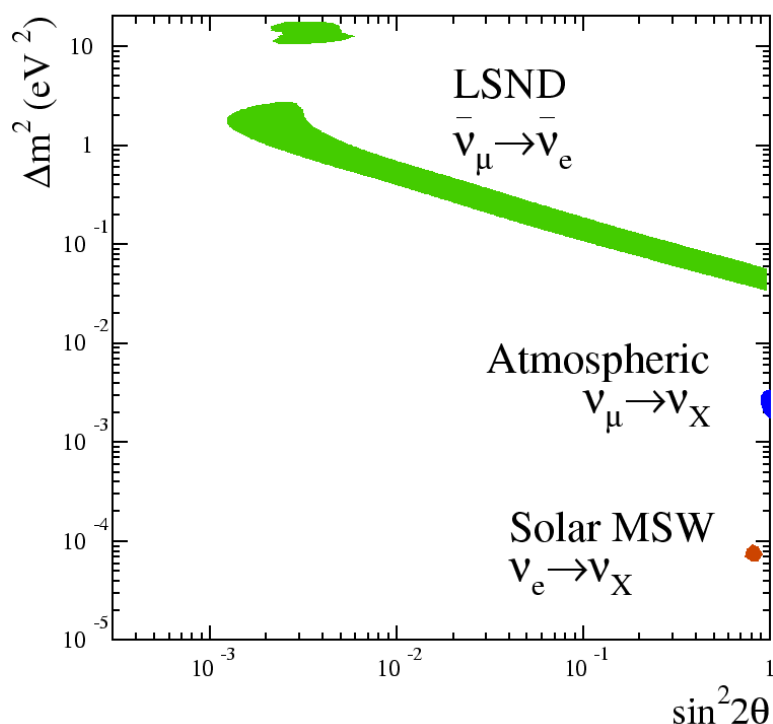
$$P(\nu_\mu \rightarrow \nu_e) = \sin^2 2\theta \sin^2 \left(1.27 \Delta m^2 \frac{L}{E} \right)$$

$$\bar{\nu}_\mu \xrightarrow{\text{oscillation}} \bar{\nu}_e + p \rightarrow e^+ + n$$

$$n + p \rightarrow d + \gamma$$



1. LSND experiment

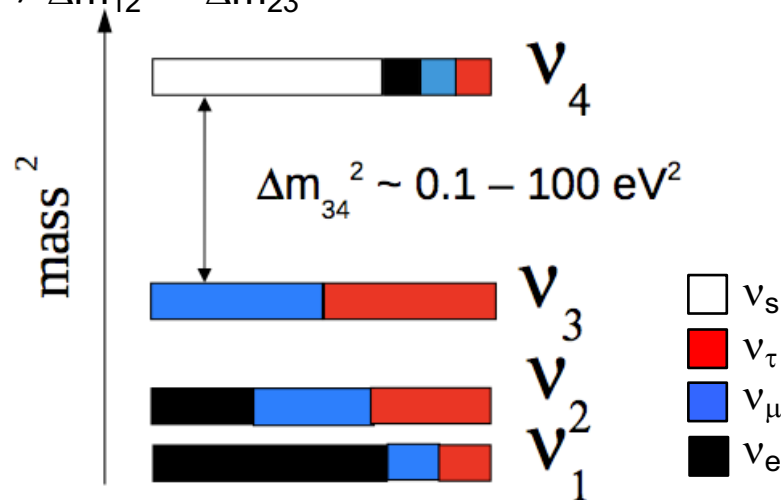


3 types of neutrino oscillations are found:

- LSND neutrino oscillation: $\Delta m^2 \sim 1 \text{eV}^2$
- Atmospheric neutrino oscillation: $\Delta m^2 \sim 10\text{-}3 \text{eV}^2$
- Solar neutrino oscillation: $\Delta m^2 \sim 10\text{-}5 \text{eV}^2$

But we cannot have so many Δm^2 !

$$\Delta m_{13}^2 \neq \Delta m_{12}^2 + \Delta m_{23}^2$$



LSND signal indicates 4th generation neutrino, but we know there is no additional flavour from Z-boson decay, so it must be **sterile neutrino**

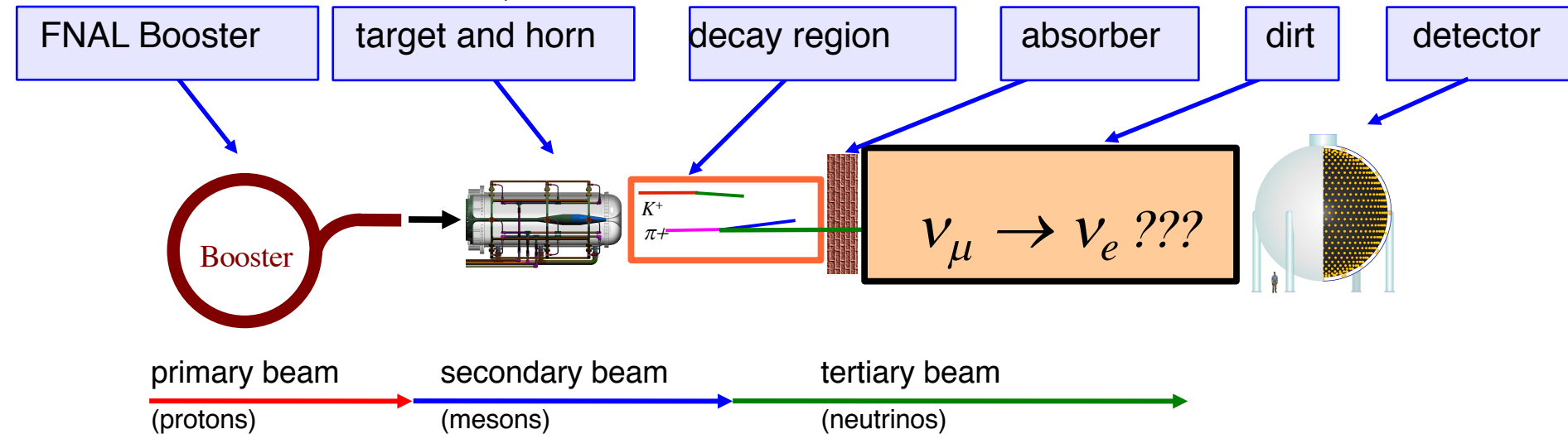
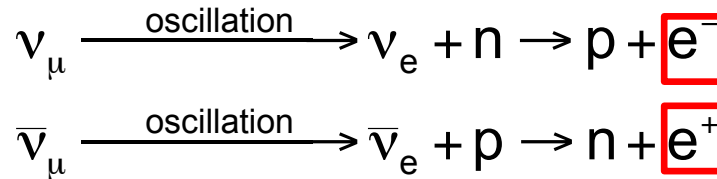
MiniBooNE is designed to have same $L/E \sim 500\text{m}/500\text{MeV} \sim 1$ to test LSND $\Delta m^2 \sim 1 \text{eV}^2$

1. MiniBooNE experiment

$$P(\nu_\mu \rightarrow \nu_e) = \sin^2 2\theta \sin^2 \left(1.27 \Delta m^2 \frac{L}{E} \right)$$

Keep L/E same with LSND, while changing systematics, energy & event signature;

MiniBooNE is looking for **the single isolated electron like events**, which is the signature of ν_e events

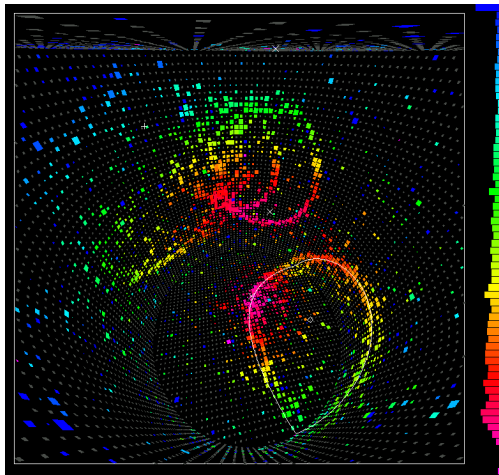


MiniBooNE has;

- higher energy (~500 MeV) than LSND (~30 MeV)
- longer baseline (~500 m) than LSND (~30 m)

1. MiniBooNE is extremely influential! – Tools

fitQun: MiniBooNE: NIMA608(2009)206
Likelihood-based Cherenkov ring fitter, the main reconstruction used by Super-Kamiokande (LSND→MiniBooNE→SuperK).

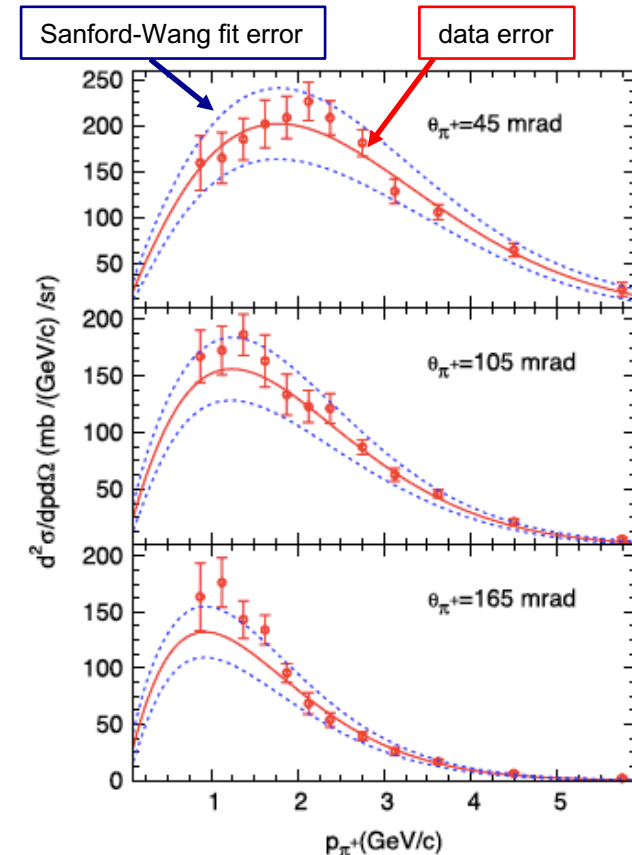
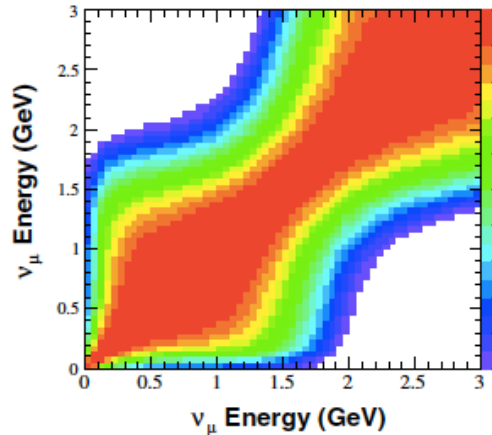


Online remote shift:

- <1 event per minute
- ACNET became web interface after this!
- Almost all neutrino experiments at Fermilab adapted online remote shift, including NOvA, MicroBooNE, MINERvA, etc

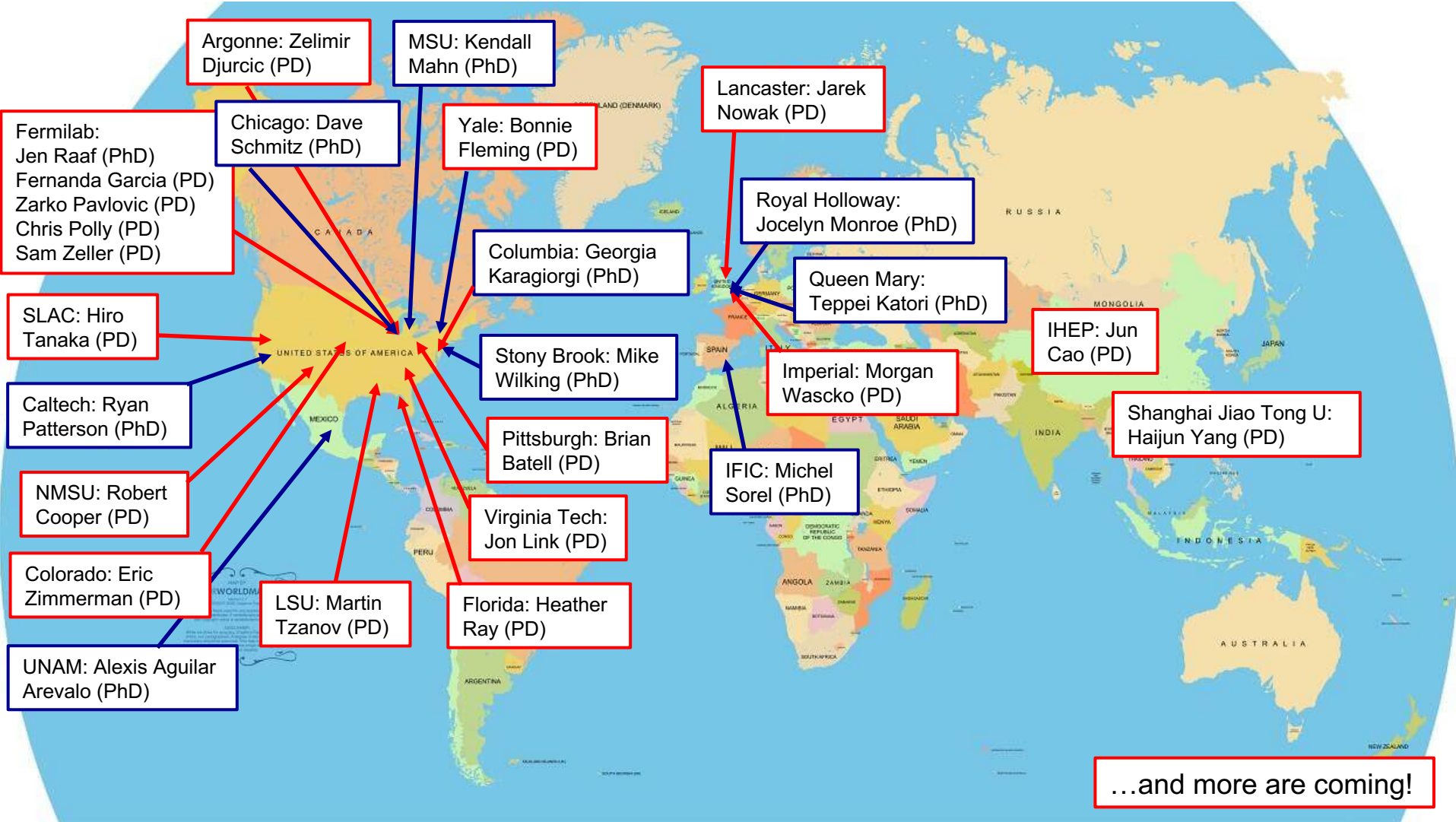
Flux systematic error: MiniBooNE: PRD79(2009)072002

- Errors are derived directly from hadron production data (spline fit), not any flux model.
- Event weighted with multiverse simulation to make a smooth covariance matrix with taking account all correlations correctly.



1. MiniBooNE
2. Beam
3. Detector
4. Oscillation
5. Discussion

1. MiniBooNE is extremely influential! – Offspring

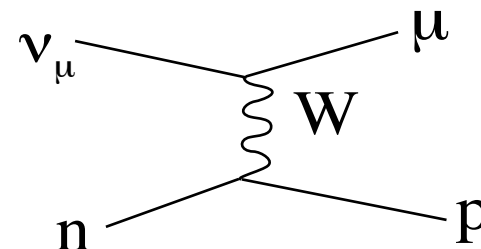


1. MiniBooNE is extremely influential! – Cross Sections

MiniBooNE measured first flux-integrated neutrino-nucleus differential cross section ~ 1 GeV.

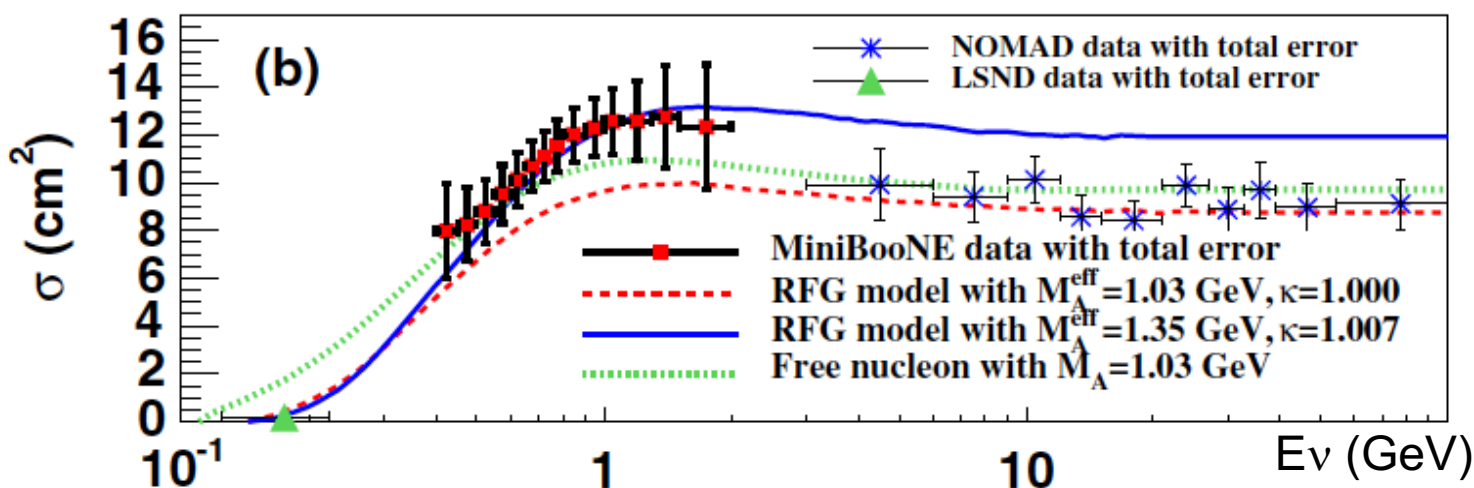
CCQE puzzle

1. low Q2 suppression \rightarrow Low forward efficiency? (detector?)
2. high Q2 enhancement \rightarrow Axial mass > 1.0 GeV? (physics?)
3. large normalization \rightarrow Beam simulation is wrong? (flux?)



CCQE interaction on nuclear targets are precisely measured by electron scattering
 - Lepton universality = precise prediction for neutrino CCQE cross-section...?

$\times 10^{-39}$ MiniBooNE vs. NOMAD ν_μ CCQE cross section on ^{12}C target (per nucleon)



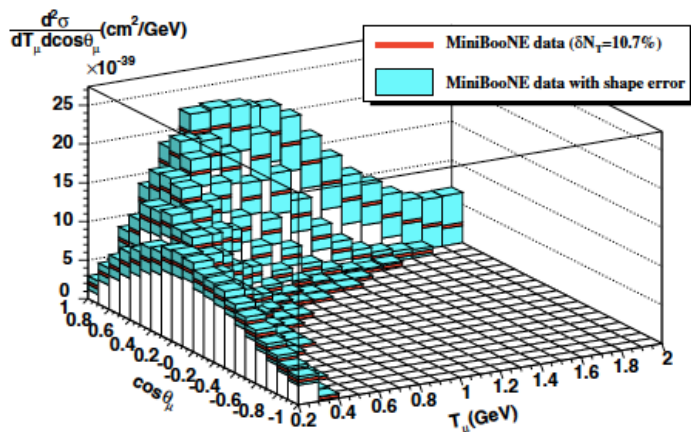
1. MiniBooNE is extremely influential! – Cross Sections

MiniBooNE measured first flux-integrated neutrino-nucleus differential cross section ~ 1 GeV.

Flux-integrated differential cross section:

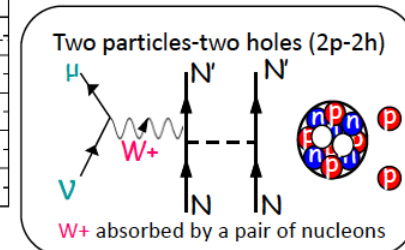
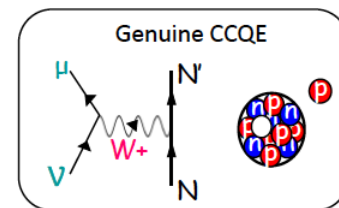
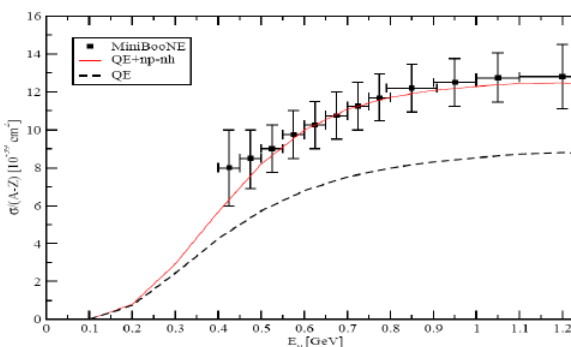
A new concept to measure, and report neutrino cross section data. Now the standard of the community.

PHYSICAL REVIEW D 81, 092005 (2010)



An explanation of this puzzle

Inclusion of the multinucleon emission channel (np-nh)



Slide from Martini

Discovery of nucleon correlation in neutrino scattering:

- Significant enhancement of cross section (10-30%)
- modify lepton kinematics and final state hadrons
- the hottest topic for T2K, MINERvA, MicroBooNE, etc

Particle Data Group

- Section 42, "Monte Carlo Neutrino Generators" (Hugh Gallagher, Yoshinari Hayato)
- Section 50, "Neutrino Cross-Section Measurements" (Sam Zeller)

On going effort from MiniBooNE initiative!

The first textbook of neutrino interaction physics!

"Foundation of Nuclear and Particle Physics"

- Cambridge University Press (2017), ISBN:0521765110
- Authors: Donnelly, Formaggio, Holstein, Milner, Surrow

1. MiniBooNE neutrino experiment

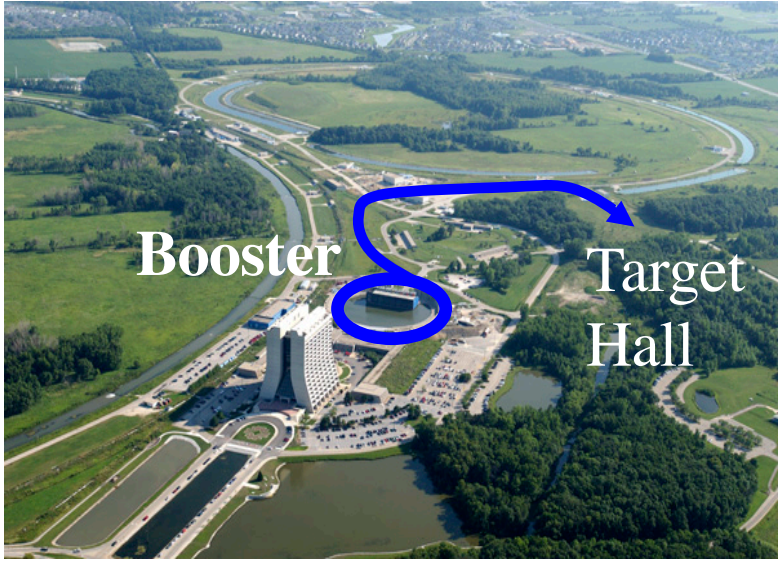
2. Booster Neutrino Beamline (BNB)

3. MiniBooNE detector

4. Oscillation candidate search

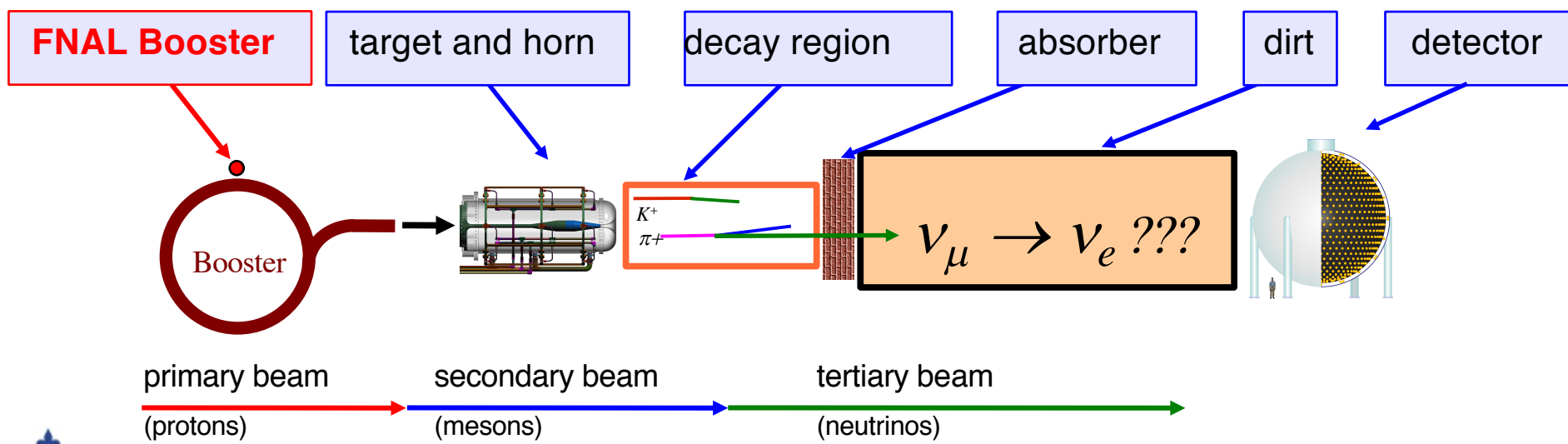
5. Discussion

2. Neutrino beam

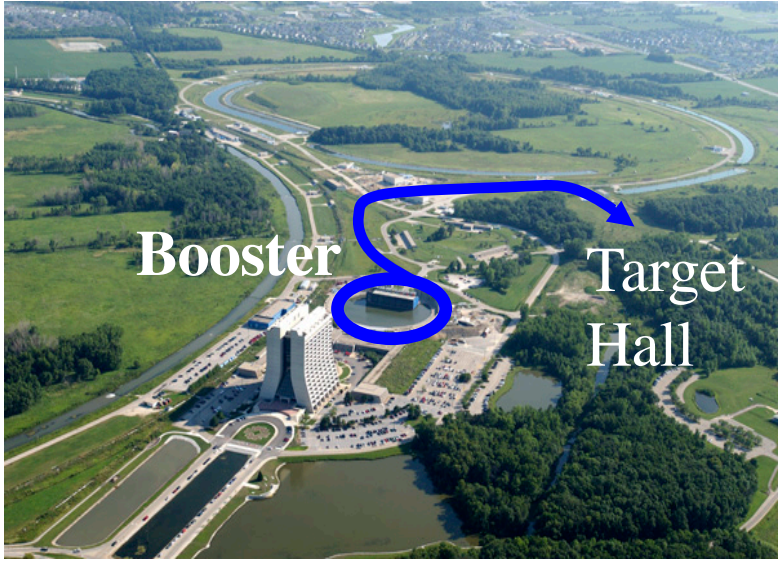


MiniBooNE extracts beam from the 8 GeV Booster

FNAL Booster

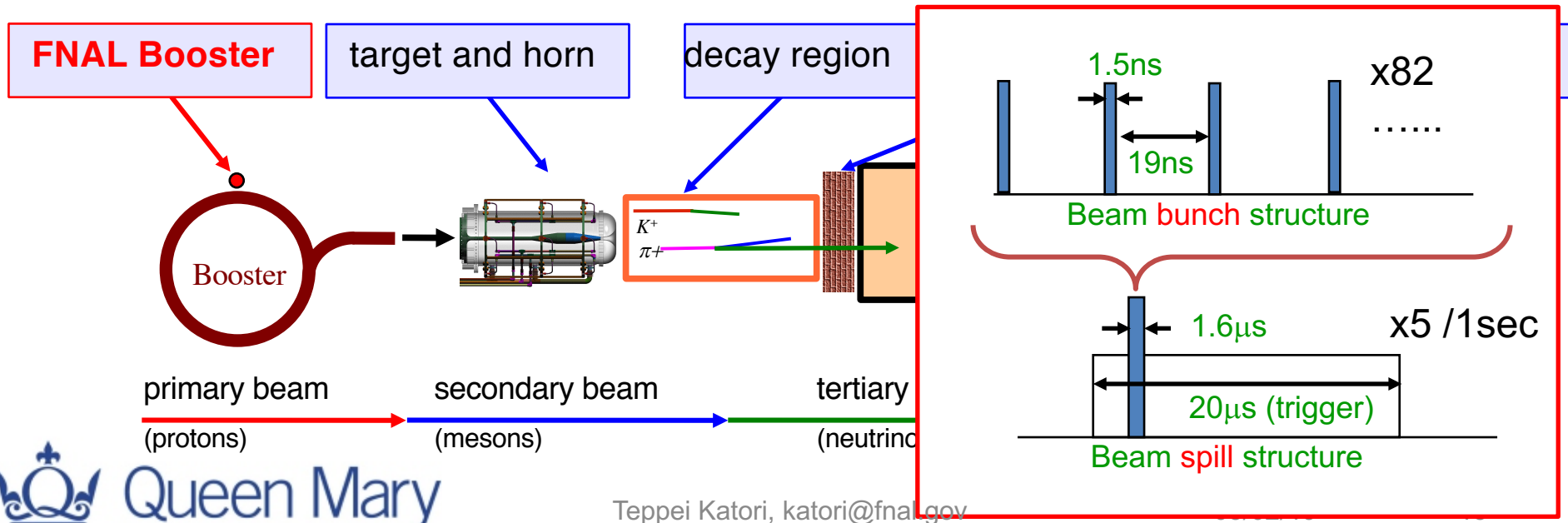


2. Neutrino beam




MiniBooNE extracts beam from the 8 GeV Booster

FNAL Booster



2. Neutrino beam

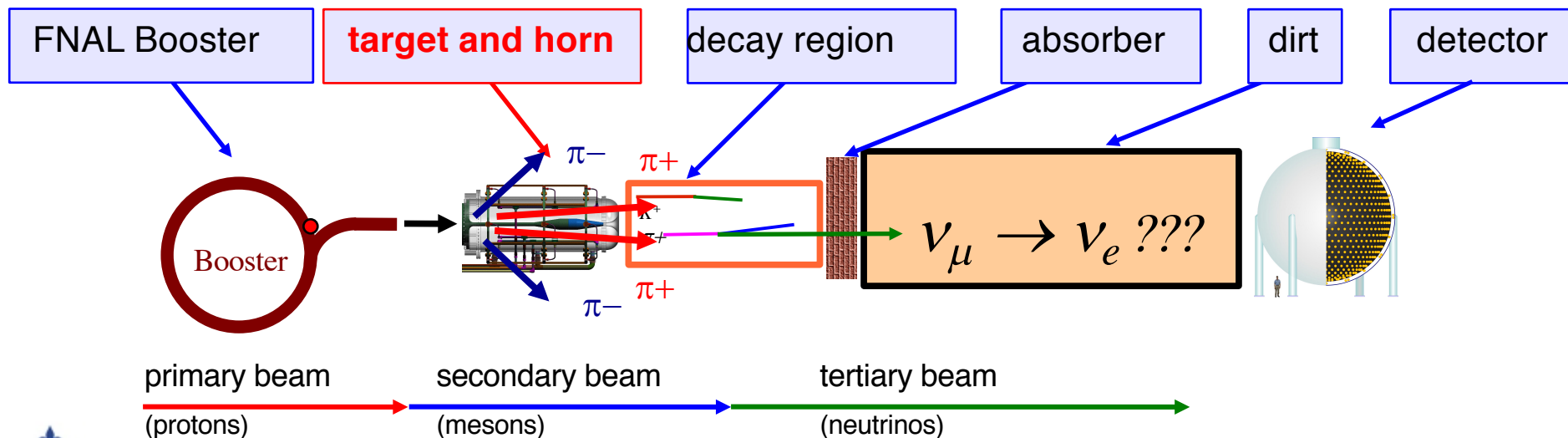
Magnetic focusing horn



8GeV protons are delivered to a 1.7λ Be target


within a magnetic horn (2.5 kV, 174 kA) that increases the flux by $\times 6$

By switching the current direction, the horn can focus either positive (neutrino mode) or negative (antineutrino mode) mesons.



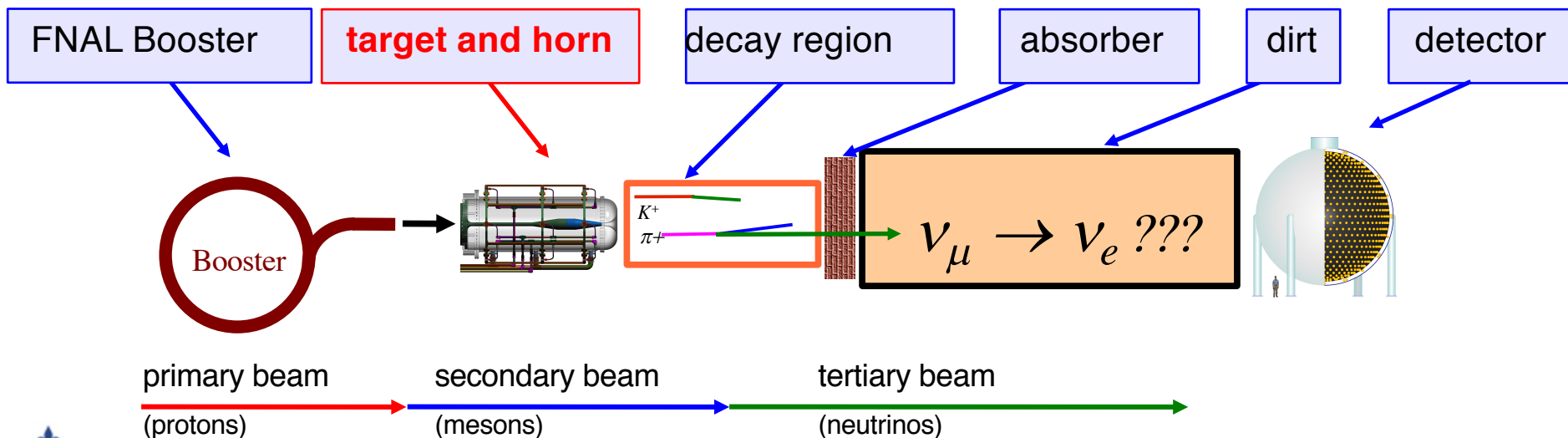
2. Neutrino beam

HARP experiment (CERN)



Modeling of meson production is based on the measurement done by HARP collaboration.


- Identical, but 5% λ Beryllium target
- 8.9 GeV/c proton beam momentum
- >80% coverage for π^+



2. Neutrino beam

1. MiniBooNE
2. Beam
3. Detector
4. Oscillation
5. Discussion

HARP experiment (CERN)



Modeling of meson production is based on the measurement done by HARP collaboration.

- Identical, but 5% λ Beryllium target
- 8.9 GeV/c proton beam momentum
- >80% coverage for π^+

FNAL Booster

target and horn

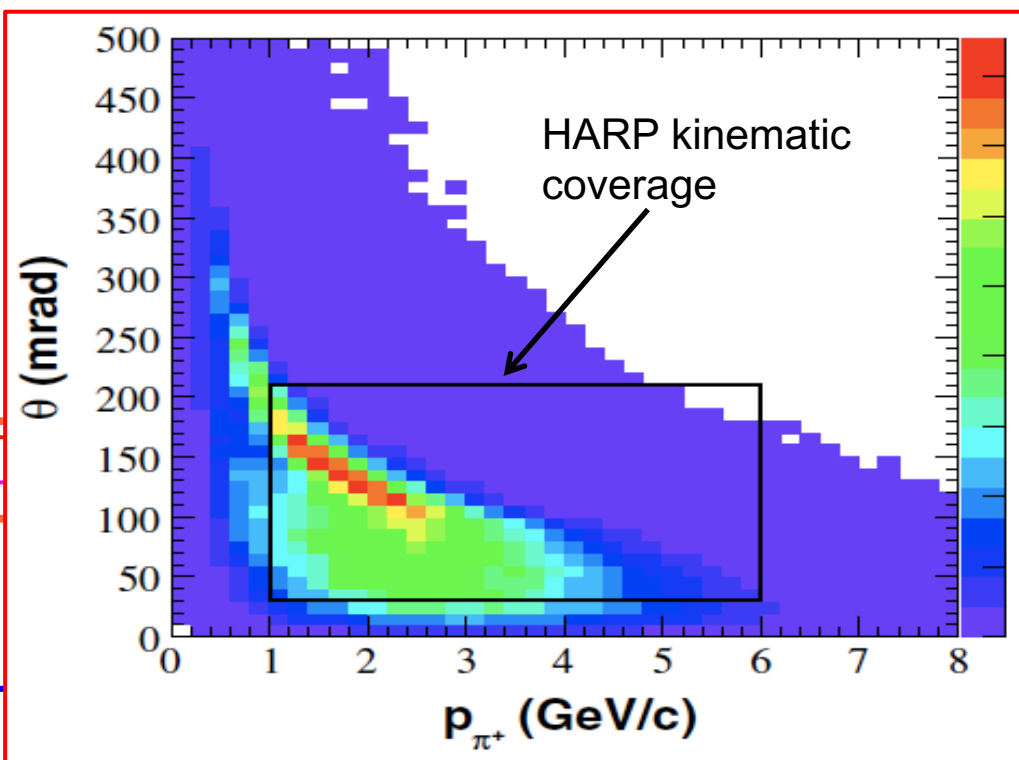
Booster

K^+

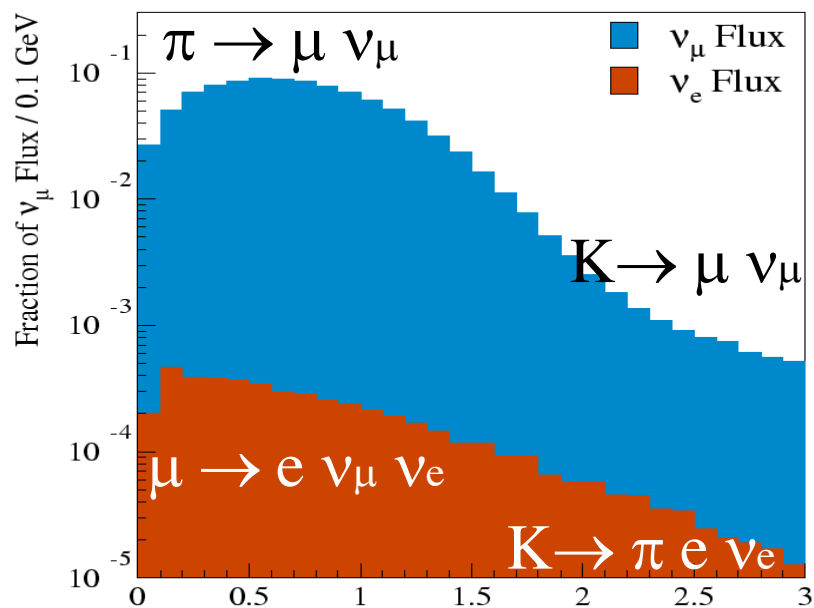
π^+

primary beam
(protons)

secondary beam
(mesons)



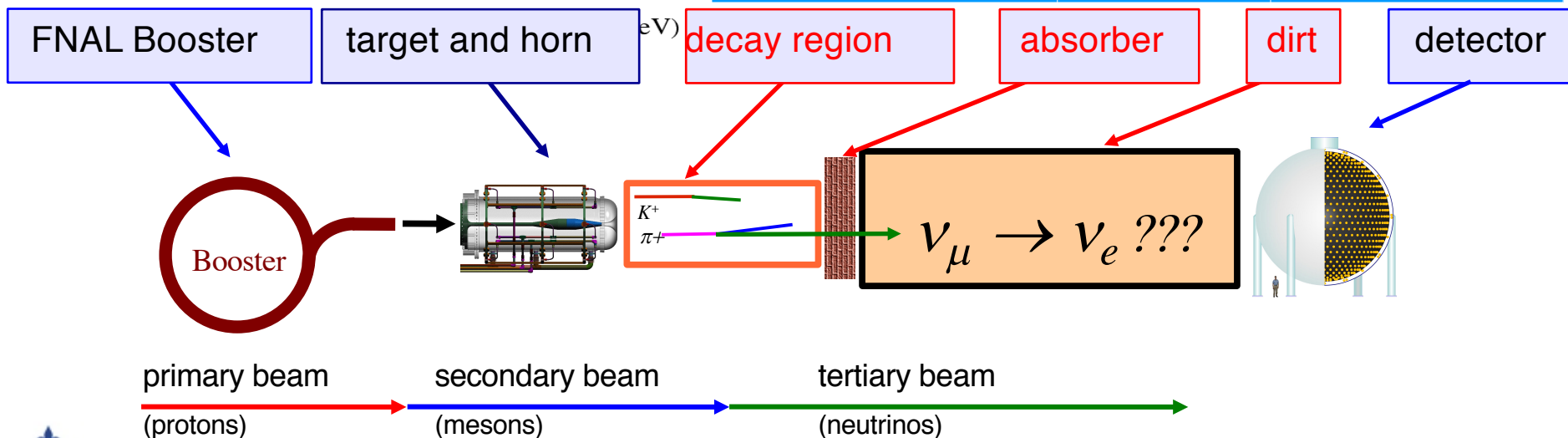
2. Neutrino beam



Neutrino flux from simulation by GEANT4

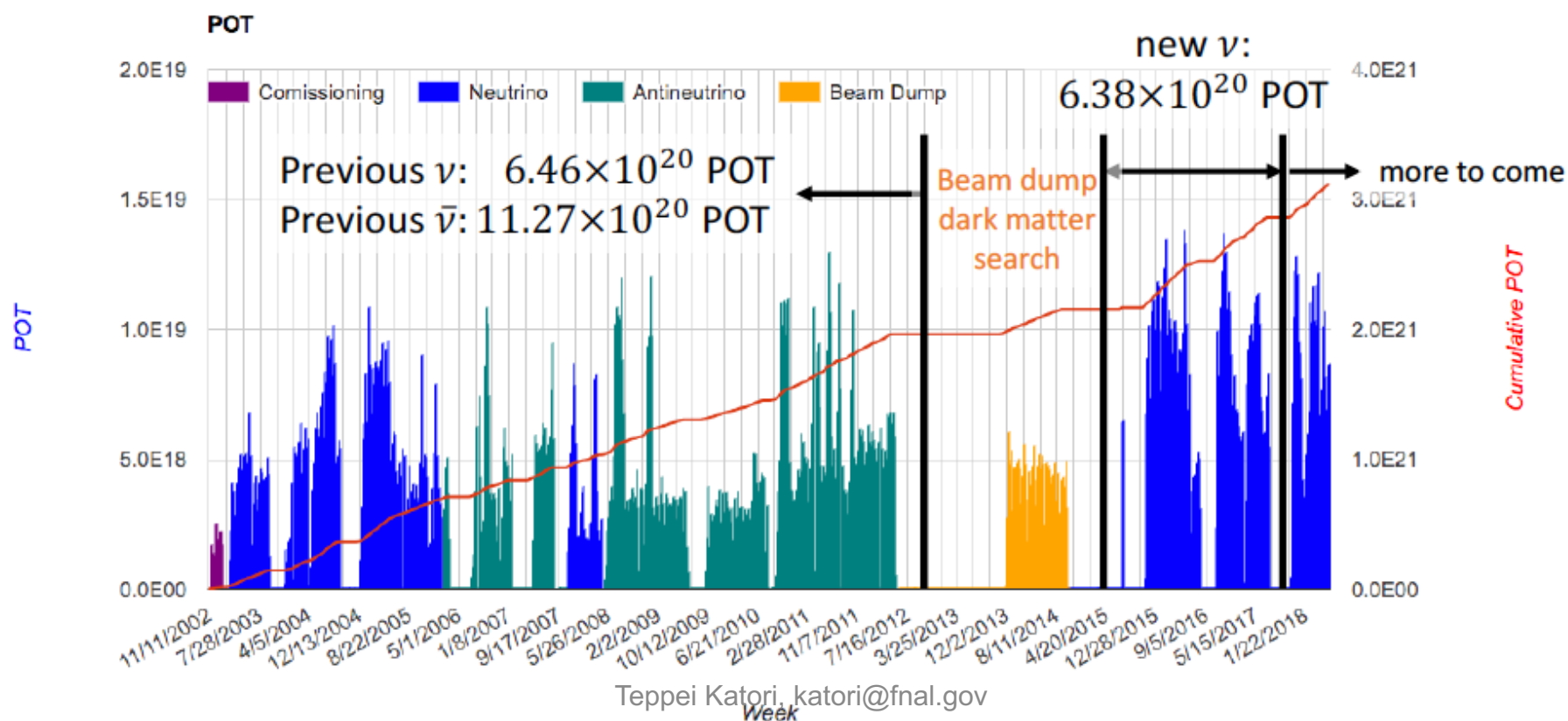
MiniBooNE is the ν_e ($\bar{\nu}_e$) appearance oscillation experiment, so we need to know the distribution of beam origin ν_e and $\bar{\nu}_e$ (intrinsic ν_e)

	neutrino mode	antineutrino mode
intrinsic ν_e contamination	0.6%	0.6%
intrinsic ν_e from μ decay	49%	55%
intrinsic ν_e from K decay	47%	41%
others	4%	4%
wrong sign fraction	6%	16%



3. Data taking

- 15+ years of running in neutrino, antineutrino, and beam dump mode. More than 30×10^{20} POT to date.
- Result of a combined 12.84×10^{20} POT in ν mode + 11.27×10^{20} POT in $\bar{\nu}$ mode is presented in this talk



1. MiniBooNE neutrino experiment

2. Booster Neutrino Beamline (BNB)

3. MiniBooNE detector

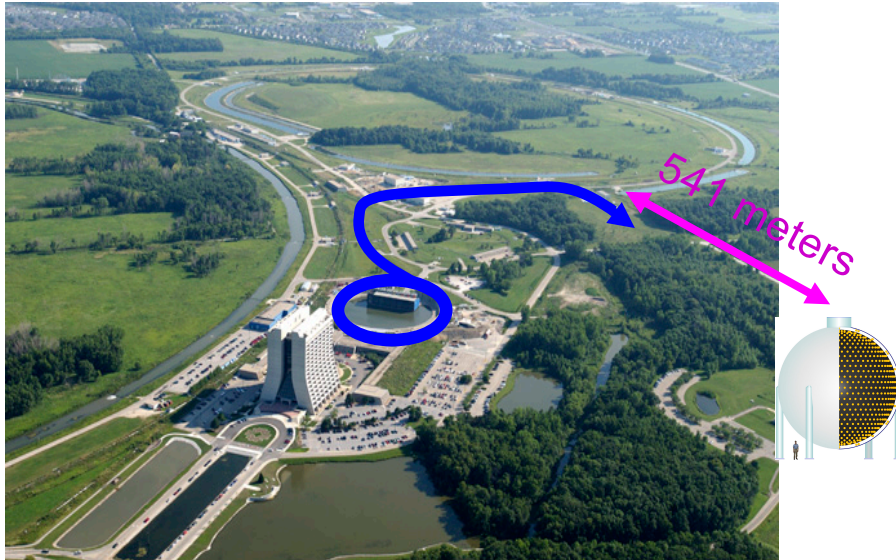
4. Oscillation candidate search

5. Discussion

3. Events in the Detector

The MiniBooNE Detector

- 541 meters downstream of target
- 12 meter diameter sphere
(10 meter “fiducial” volume)
- Filled with 800 t of pure mineral oil (CH_2)
(Fiducial volume: 450 t)
- 1280 inner phototubes,
- 240 veto phototubes




3. Events in the Detector

The MiniBooNE Detector

- 541 meters downstream of target
- 12 meter diameter sphere
(10 meter “fiducial” volume)
- Filled with 800 t of pure mineral oil (CH_2)
(Fiducial volume: 450 t)
- 1280 inner phototubes,
- 240 veto phototubes



3. Events in the Detector



The MiniBooNE Detector

- 541 meters downstream of target
- 12 meter diameter sphere
(10 meter “fiducial” volume)
- Filled with 800 t of pure mineral oil (CH_2)
(Fiducial volume: 450 t)
- 1280 inner phototubes,
- 240 veto phototubes

3. Events in the Detector

Times of hit-clusters (subevents)

Beam spill (1.6 μ s) is clearly evident

simple cuts eliminate cosmic backgrounds

Neutrino Candidate Cuts

<6 veto PMT hits

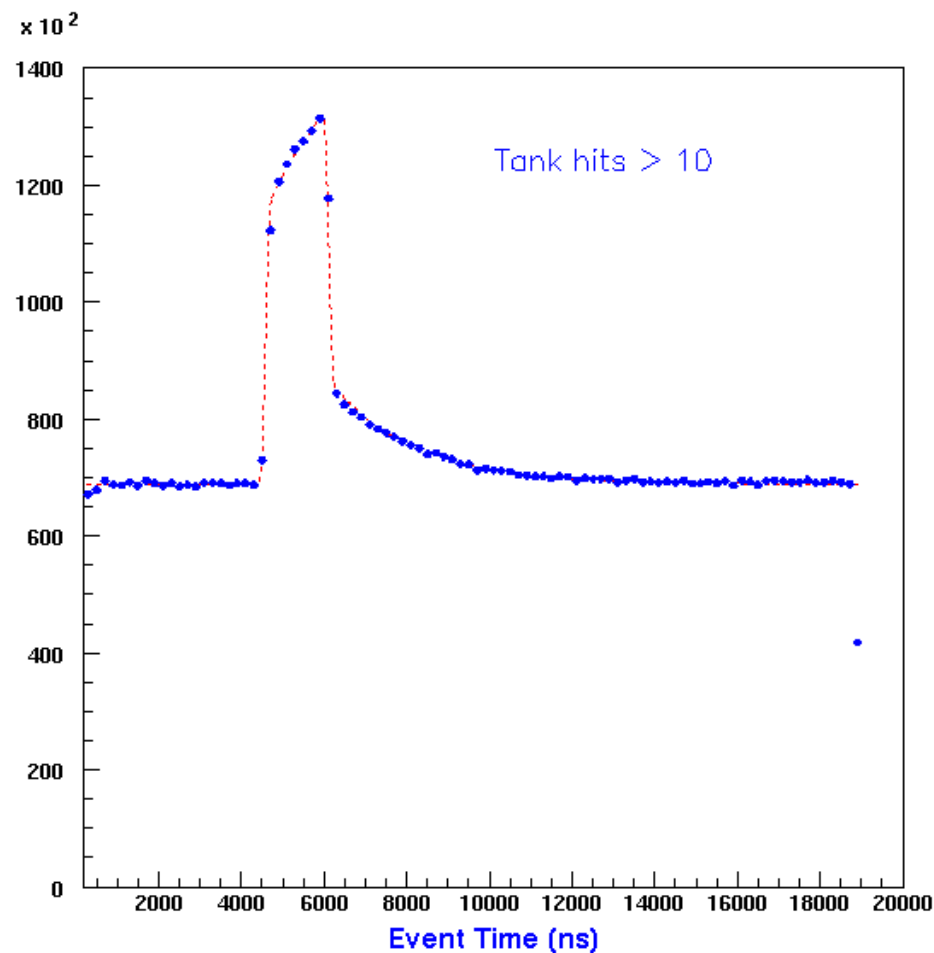
Gets rid of muons

>200 tank PMT hits

Gets rid of Michels

Only neutrinos are left!

Beam and
Cosmic BG



3. Events in the Detector

Times of hit-clusters (subevents)

Beam spill (1.6 μ s) is clearly evident

simple cuts eliminate cosmic backgrounds

Neutrino Candidate Cuts

<6 veto PMT hits

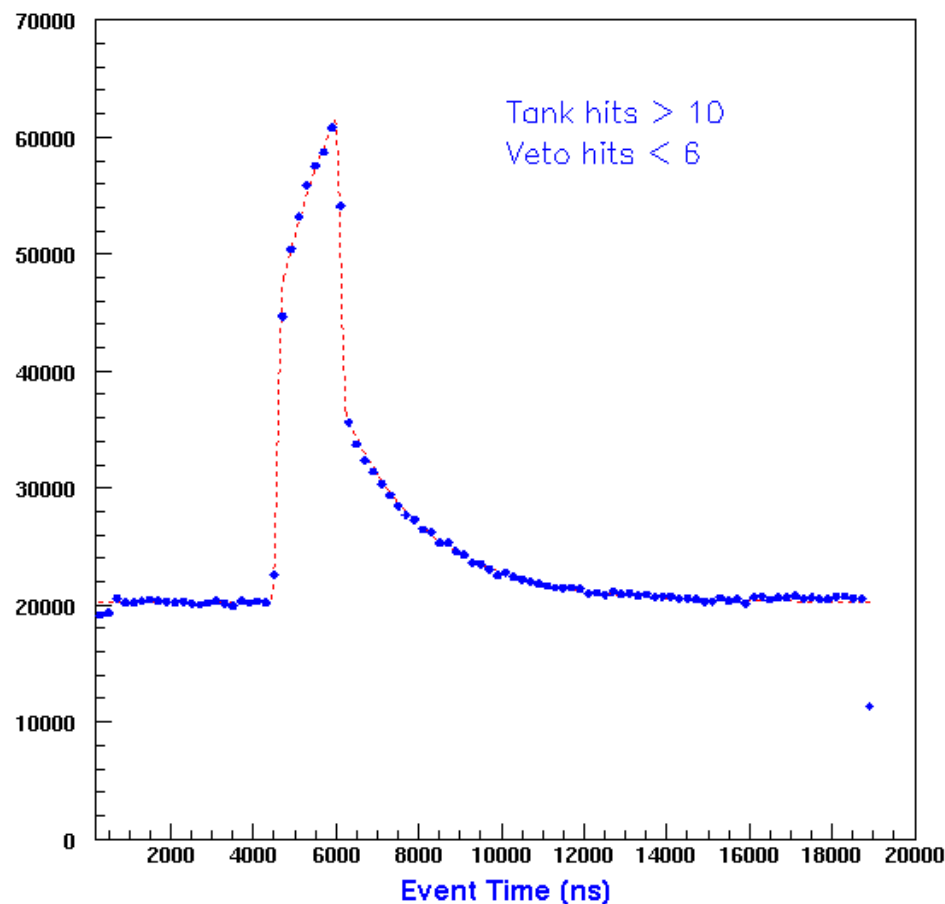
Gets rid of muons

>200 tank PMT hits

Gets rid of Michels

Only neutrinos are left!

Beam and
Michels



3. Events in the Detector

Times of hit-clusters (subevents)

Beam spill (1.6 μ s) is clearly evident

simple cuts eliminate cosmic backgrounds

Neutrino Candidate Cuts

<6 veto PMT hits

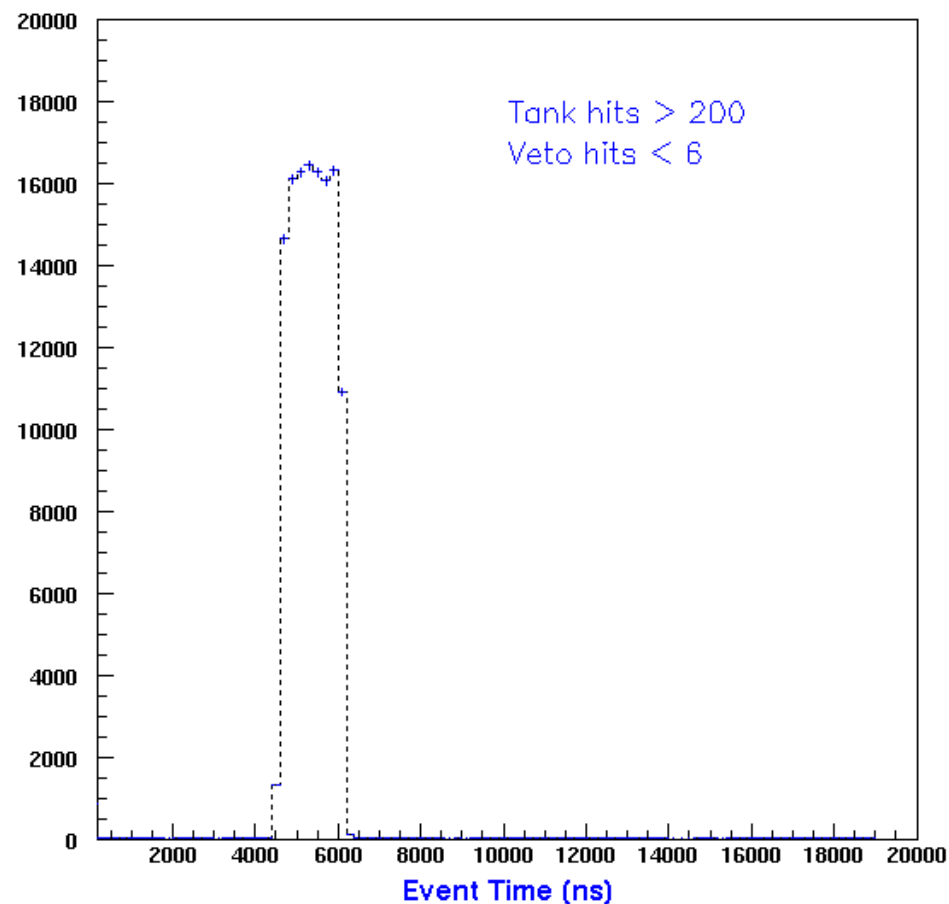
Gets rid of muons

>200 tank PMT hits

Gets rid of Michels

Only neutrinos are left!

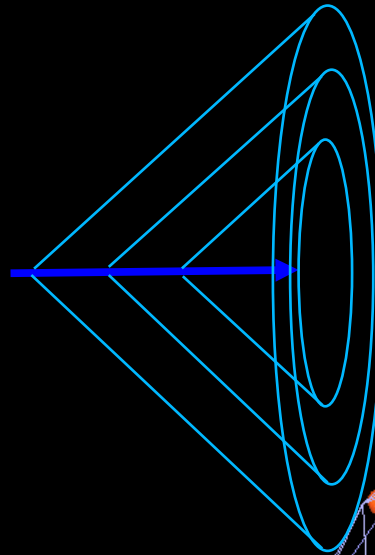
Beam
Only



3. Events in the Detector

Muons

- Long straight tracks
- Sharp clear rings



Electrons


- Multiple scattering
- Radiative processes
- Scattered fuzzy rings

Neutral pions

- Decays to 2 photons
- Double fuzzy rings

NC elastic scattering

- No Cherenkov radiation
- Isotropic scintillation hits



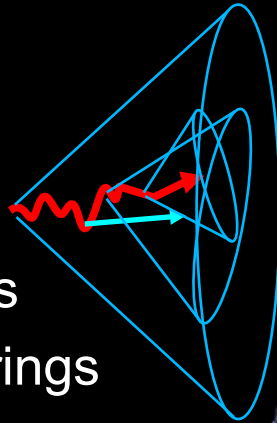
3. Events in the Detector

Muons

- Long straight tracks
- Sharp clear rings

Electrons

- Multiple scattering
- Radiative processes
- Scattered fuzzy rings

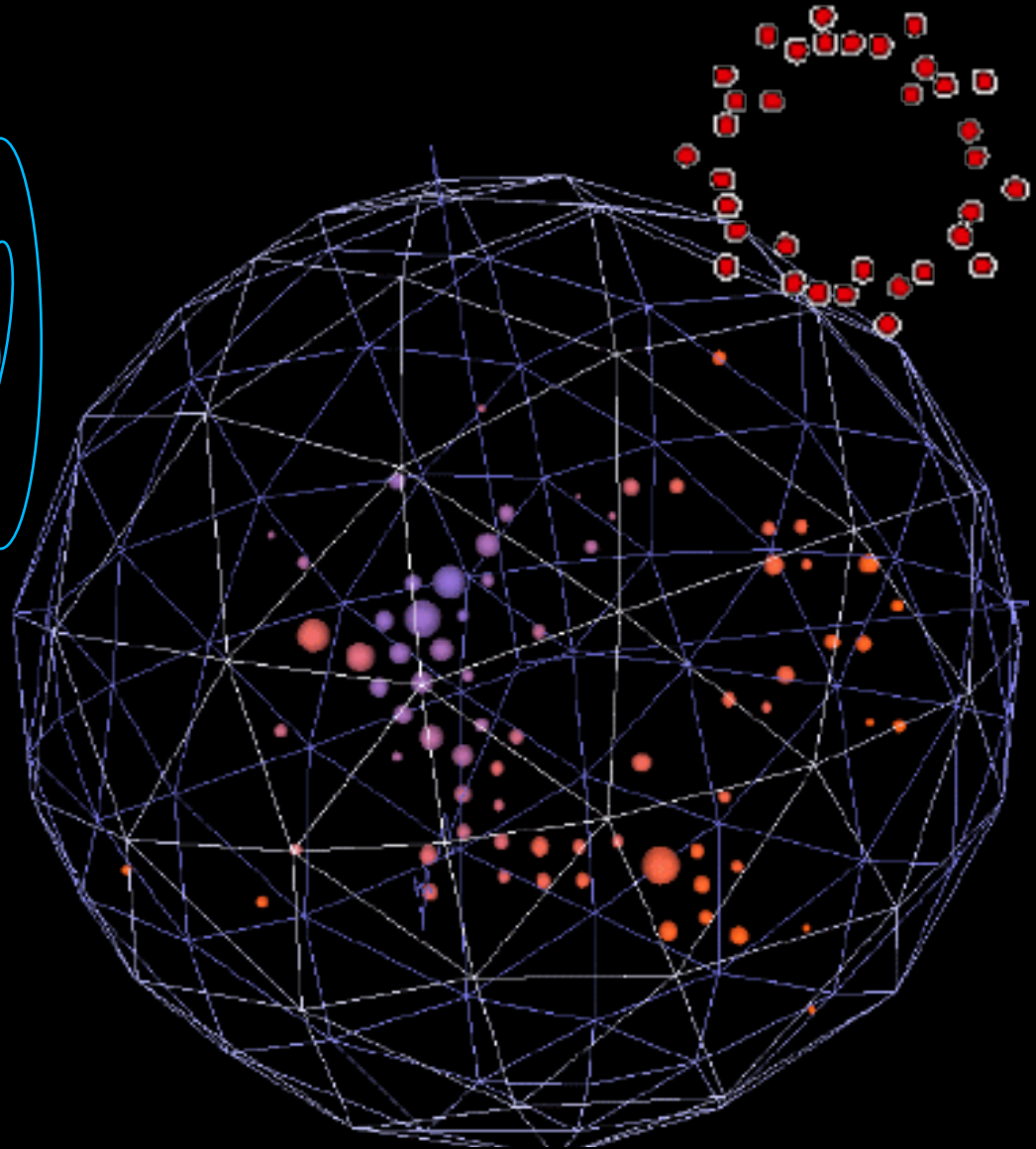


Neutral pions

- Decays to 2 photons
- Double fuzzy rings

NC elastic scattering

- No Cherenkov radiation
- Isotropic scintillation hits



3. Events in the Detector

Muons

- Long straight tracks
- Sharp clear rings

Electrons

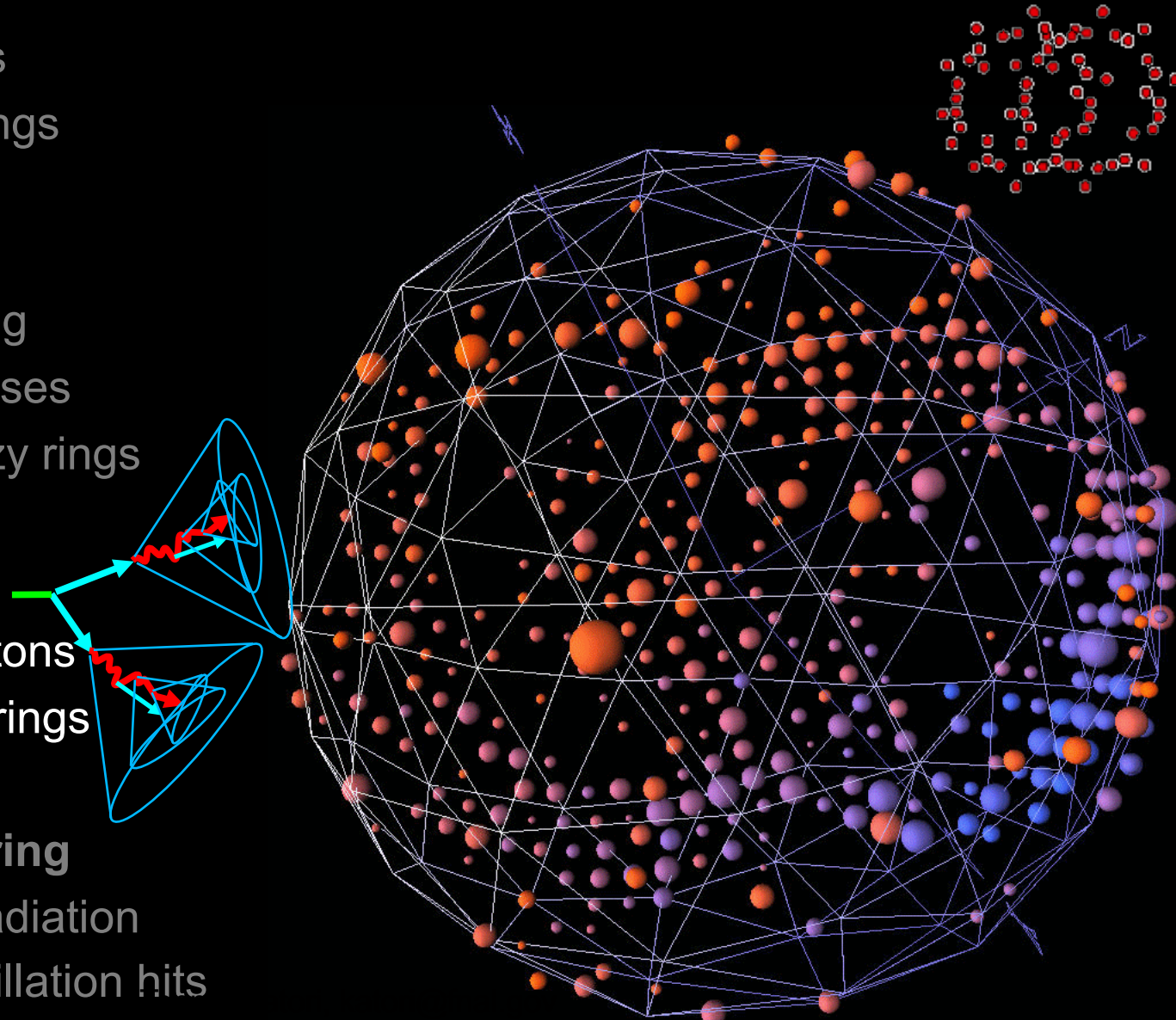
- Multiple scattering
- Radiative processes
- Scattered fuzzy rings

Neutral pions

- Decays to 2 photons
- Double fuzzy rings

NC elastic scattering

- No Cherenkov radiation
- Isotropic scintillation hits



3. Events in the Detector

Muons

- Long straight tracks
- Sharp clear rings

Electrons


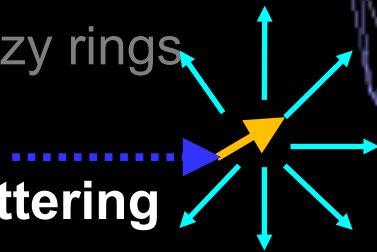
- Multiple scattering
- Radiative processes
- Scattered fuzzy rings

Neutral pions

- Decays to 2 photons
- Double fuzzy rings

NC elastic scattering

- No Cherenkov radiation
- Isotropic scintillation hits



3. QE kinematics based energy reconstruction

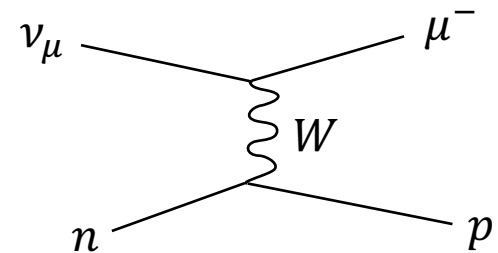
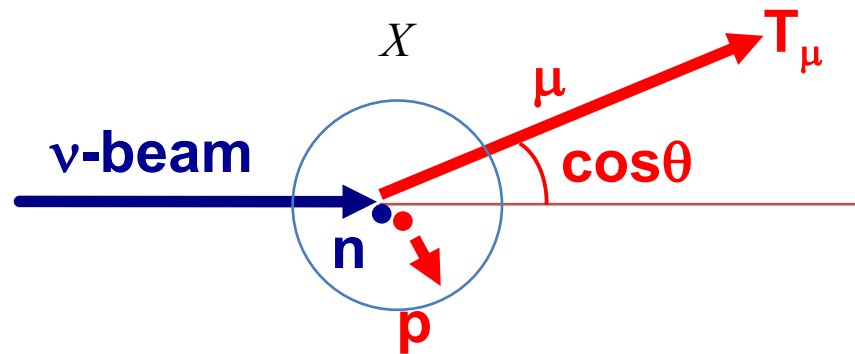
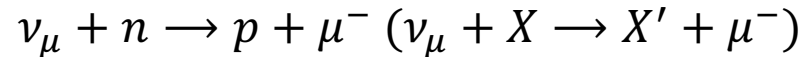
Event reconstruction from Cherenkov ring profile for PID

- scattering angle θ and kinetic energy of charged lepton T are measured

Charged Current Quasi-Elastic (CCQE) interaction

The simplest and the most abundant interaction around ~ 1 GeV. Neutrino energy is reconstructed from the observed lepton kinematics “QE assumption”

1. assuming neutron at rest
2. assuming interaction is CCQE



$$E_\nu^{QE} = \frac{ME_\mu - 0.5m_\mu^2}{M - E_\mu + p_\mu \cos\theta}$$

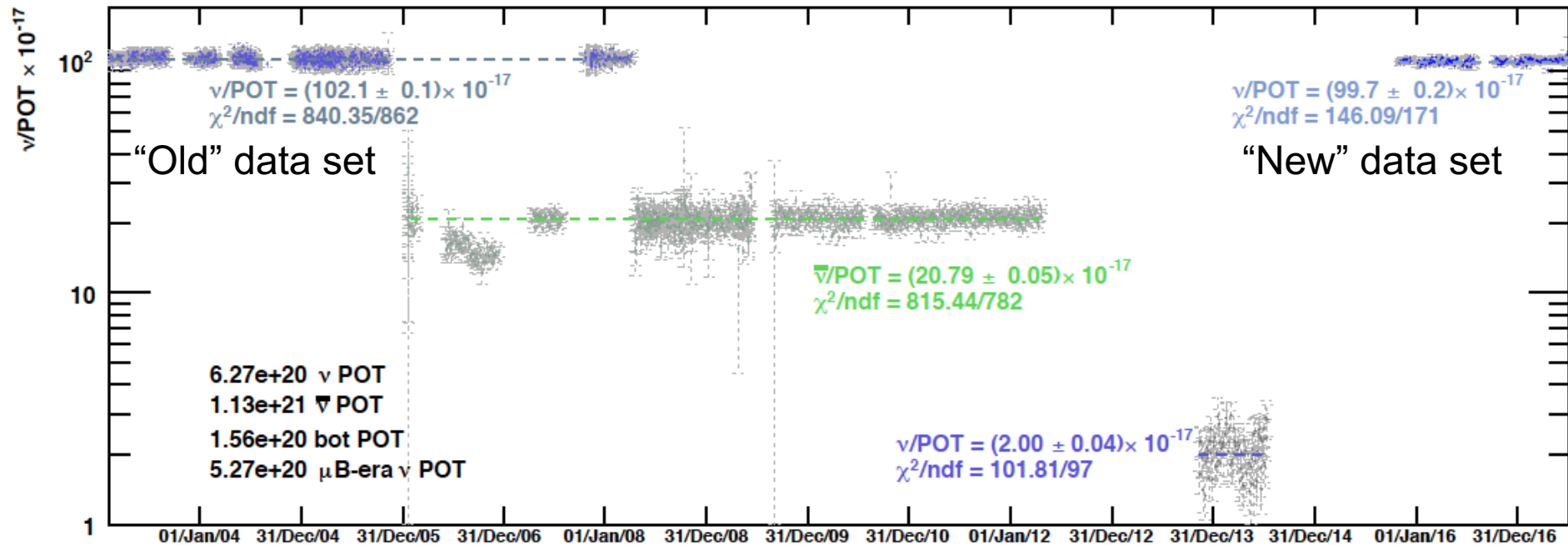
CCQE is the most important channel of neutrino oscillation physics for MiniBooNE, T2K, microBooNE, SBND, etc (also important for NOvA, Hyper-Kamiokande, DUNE, etc)

3. Detector stability

Event rate look consistent from expectations

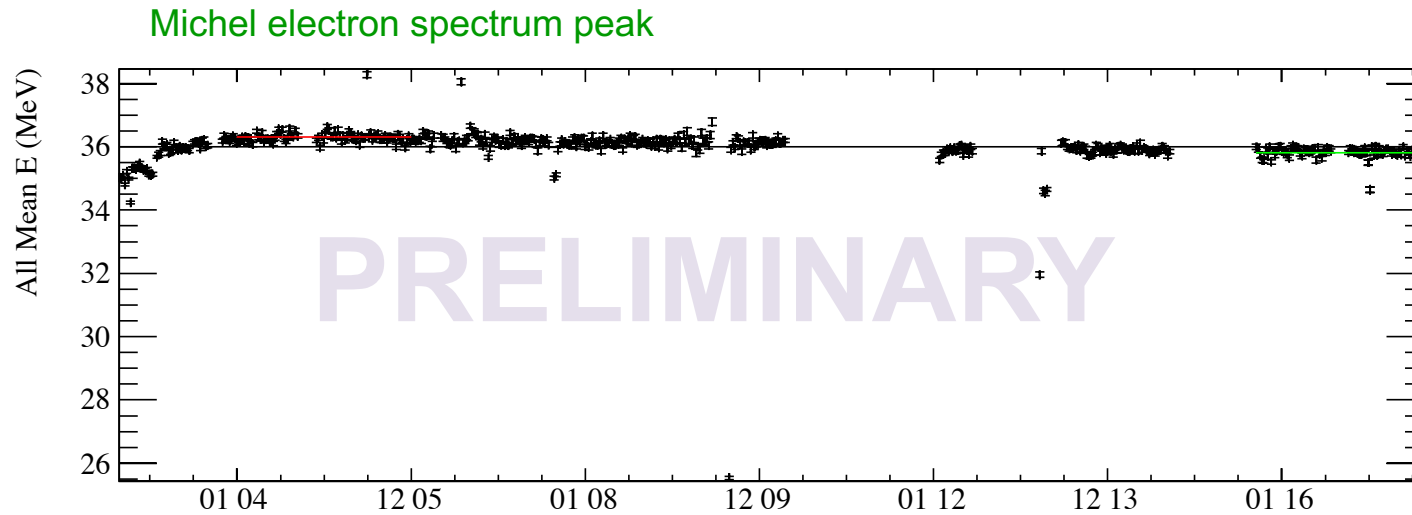
- Antineutrino mode (factor 5 lower event rate)
 - factor ~2 lower flux
 - factor ~2-3 lower cross section
- Dark matter mode (factor 50 lower event rate)
 - factor ~40 lower flux

MiniBooNE, PRL118(2017)221803,
PRD98(2018)112004



3. Detector stability

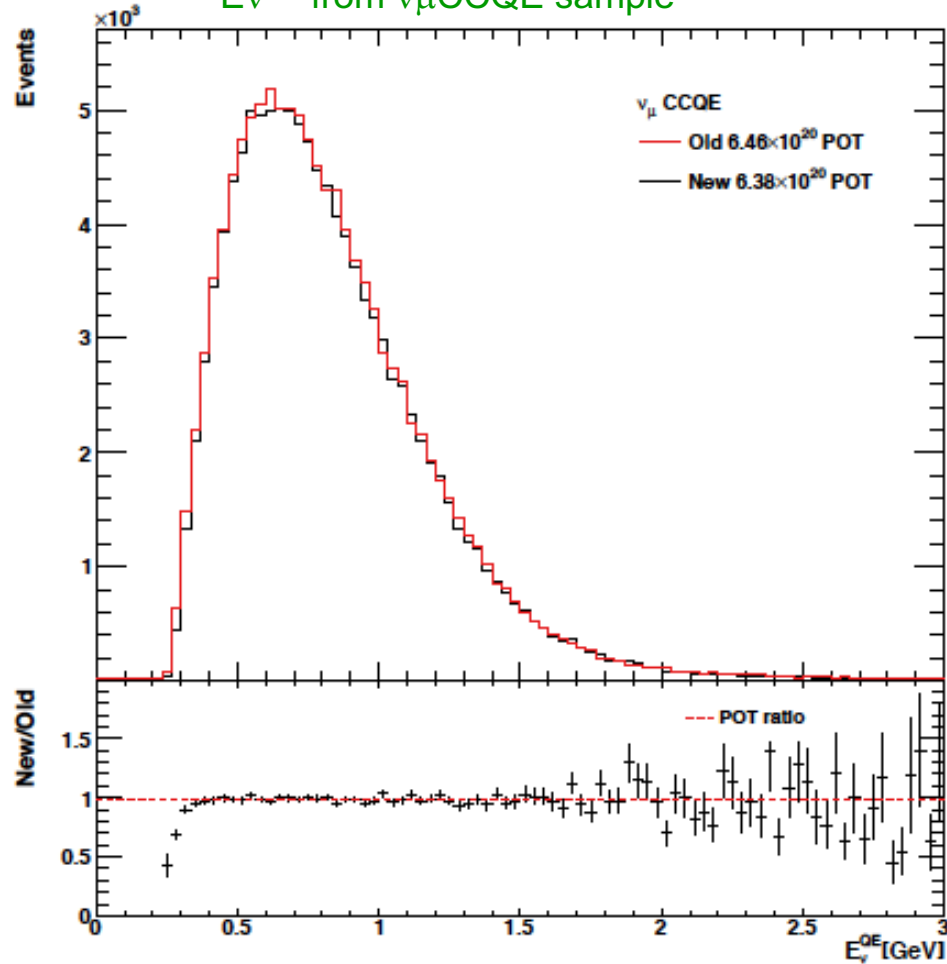
Old and new data agree within 2% over 8 years separation.



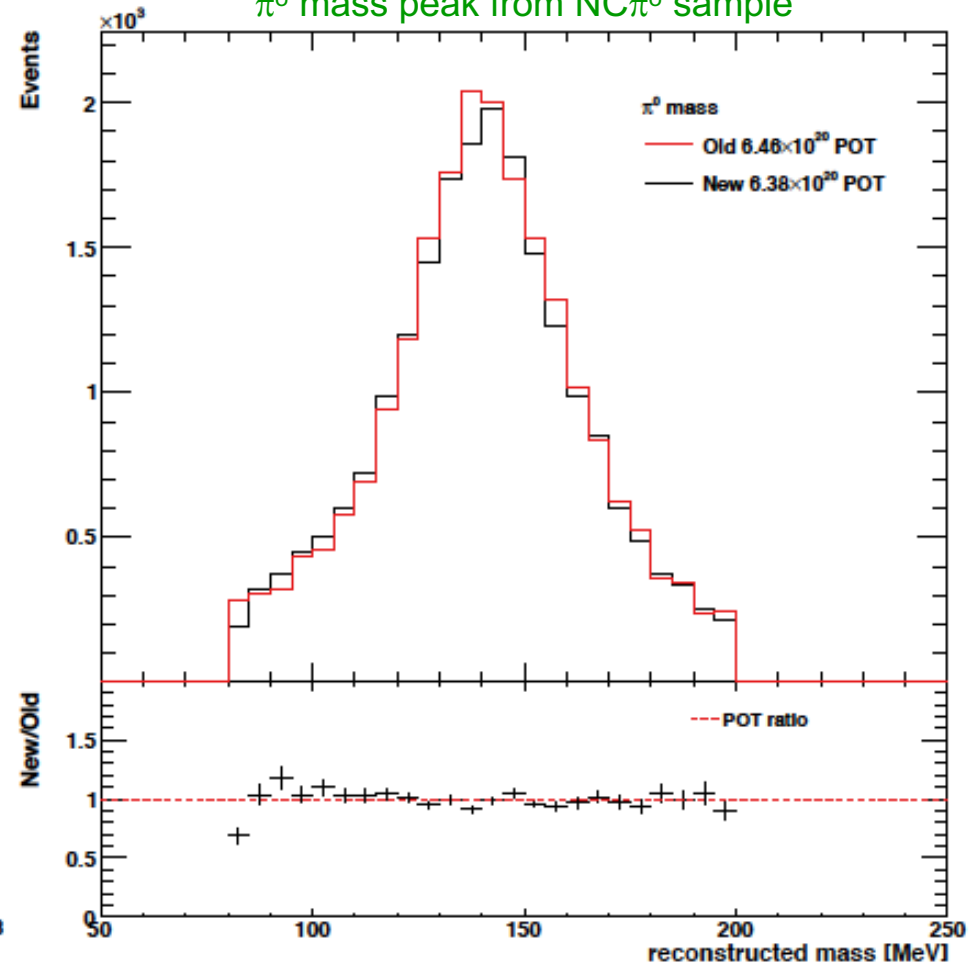
3. Detector stability

Old and new data agree within 2% over 8 years separation.

E_{ν}^{QE} from $\nu_{\mu}CCQE$ sample



π^0 mass peak from $NC\pi^0$ sample

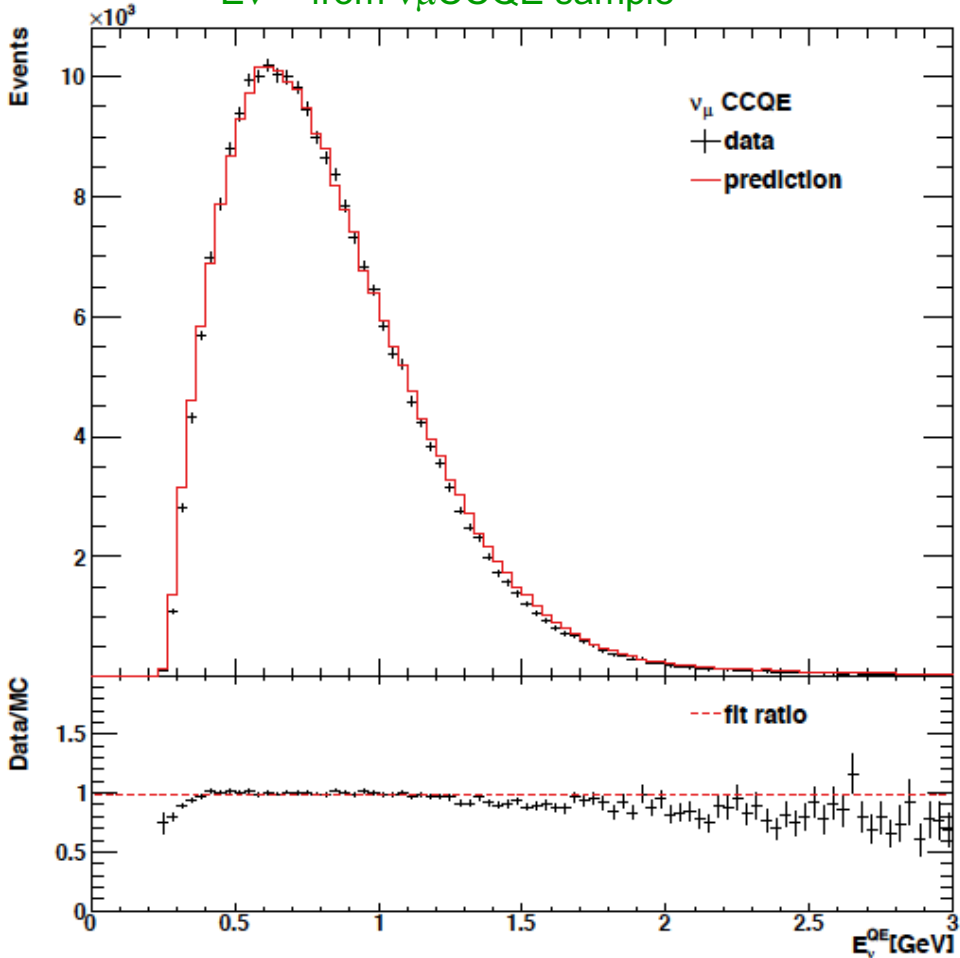


3. Data-Simulation comparison

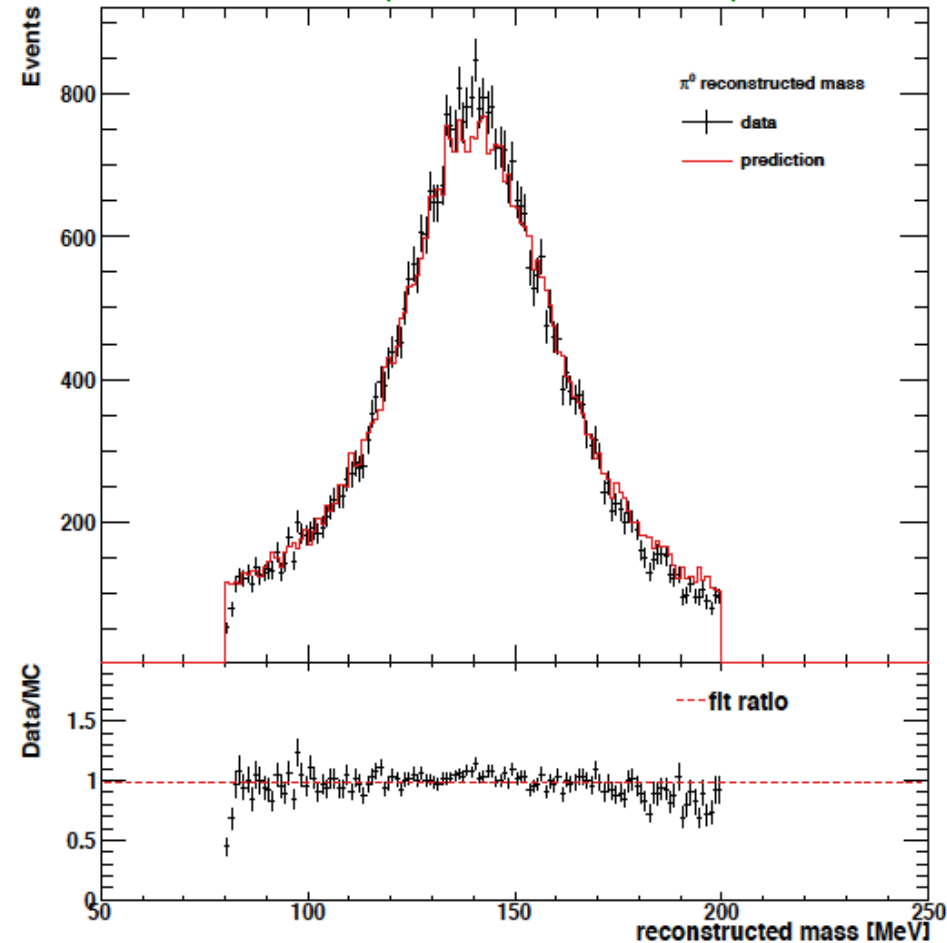
Old and new data agree within 2% over 8 years separation.

- Excellent agreements with MC.

E_{ν}^{QE} from $\nu_{\mu}CCQE$ sample



π^0 mass peak from $NC\pi^0$ sample



1. MiniBooNE neutrino experiment

2. Booster Neutrino Beamline (BNB)

3. MiniBooNE detector

4. Oscillation candidate search

5. Discussion

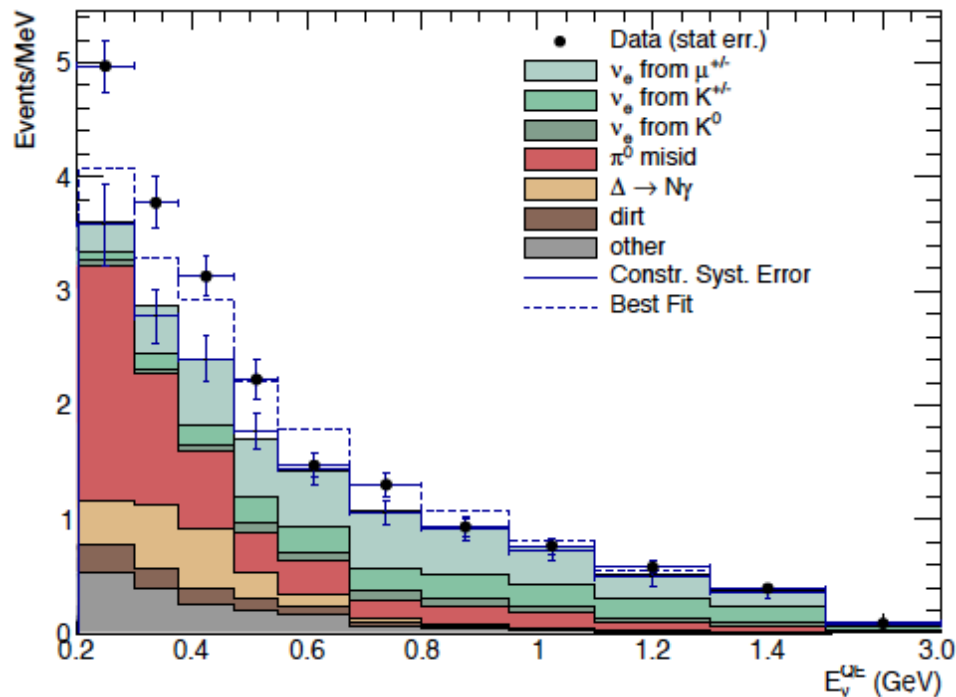
4. Internal background constraints

All backgrounds are internally constrained

→ intrinsic (beam ν_e) = flat

→ misID (gamma) = accumulate at low E

Process	Neutrino Mode	Antineutrino Mode	
misID {	ν_μ & $\bar{\nu}_\mu$ CCQE	73.7 ± 19.3	12.9 ± 4.3
	NC π^0	501.5 ± 65.4	112.3 ± 11.5
	NC $\Delta \rightarrow N\gamma$	172.5 ± 24.1	34.7 ± 5.4
	External Events	75.2 ± 10.9	15.3 ± 2.8
	Other ν_μ & $\bar{\nu}_\mu$	89.6 ± 22.9	22.3 ± 3.5
intrinsic {	ν_e & $\bar{\nu}_e$ from μ^\pm Decay	425.3 ± 100.2	91.4 ± 27.6
	ν_e & $\bar{\nu}_e$ from K^\pm Decay	192.2 ± 41.9	51.2 ± 11.0
	ν_e & $\bar{\nu}_e$ from K_L^0 Decay	54.5 ± 20.5	51.4 ± 18.0
	Other ν_e & $\bar{\nu}_e$	6.0 ± 3.2	6.7 ± 6.0
Unconstrained Bkgd.	1590.5	398.2	
Constrained Bkgd.	1577.8 ± 85.2	398.7 ± 28.6	
Total Data	1959	478	
Excess	381.2 ± 85.2	79.3 ± 28.6	



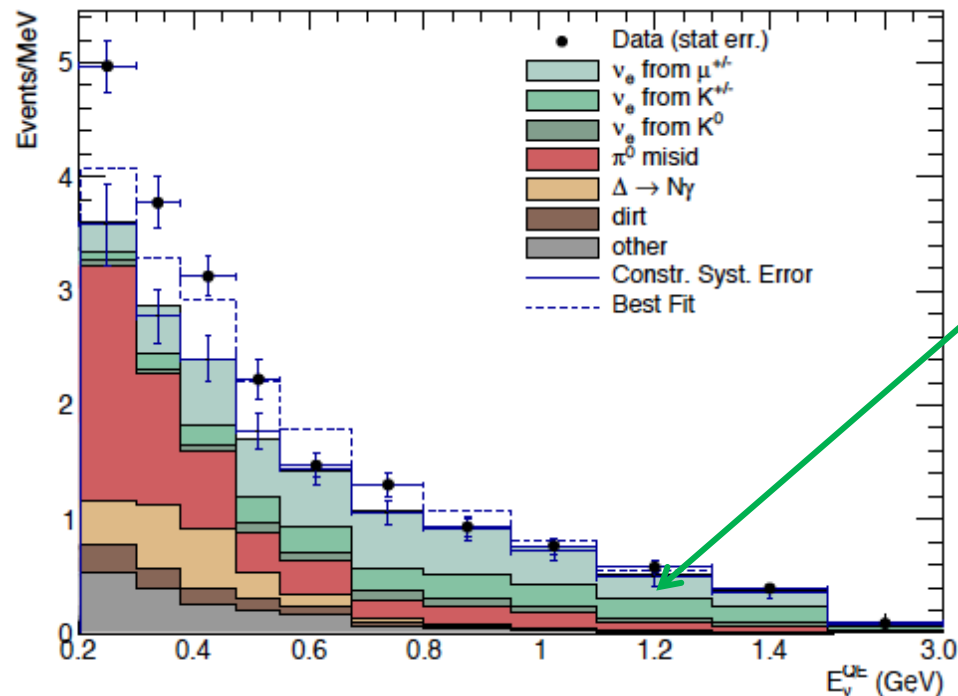
4. ν_e from μ -decay constraint

All backgrounds are internally constrained

→ intrinsic (beam ν_e) = flat

→ misID (gamma) = accumulate at low E

Process	Neutrino Mode	Antineutrino Mode
ν_μ & $\bar{\nu}_\mu$ CCQE	73.7 ± 19.3	12.9 ± 4.3
NC π^0	501.5 ± 65.4	112.3 ± 11.5
NC $\Delta \rightarrow N\gamma$	172.5 ± 24.1	34.7 ± 5.4
External Events	75.2 ± 10.9	15.3 ± 2.8
Other ν_μ & $\bar{\nu}_\mu$	89.6 ± 22.9	22.3 ± 3.5
ν_e & $\bar{\nu}_e$ from μ^\pm Decay	425.3 ± 100.2	91.4 ± 27.6
ν_e & $\bar{\nu}_e$ from K^\pm Decay	192.2 ± 41.9	51.2 ± 11.0
ν_e & $\bar{\nu}_e$ from K_L^0 Decay	54.5 ± 20.5	51.4 ± 18.0
Other ν_e & $\bar{\nu}_e$	6.0 ± 3.2	6.7 ± 6.0
Unconstrained Bkgd.	1590.5	398.2
Constrained Bkgd.	1577.8 ± 85.2	398.7 ± 28.6
Total Data	1959	478
Excess	381.2 ± 85.2	79.3 ± 28.6

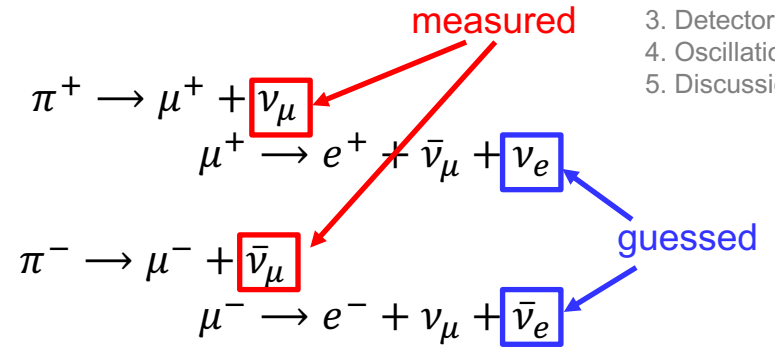


ν_e from μ decay
is constrained
from ν_μ CCQE
measurement

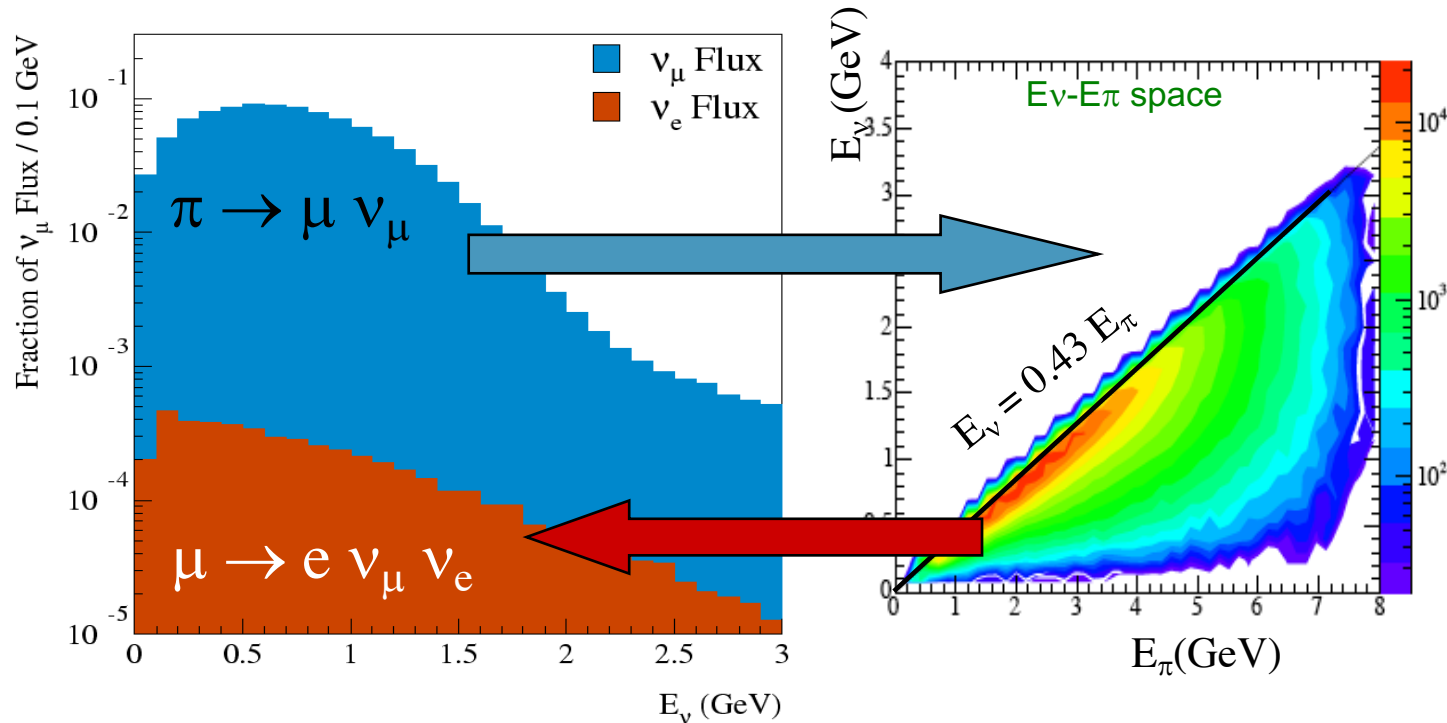
1. MiniBooNE
2. Beam
3. Detector
4. Oscillation
5. Discussion

4. ν_e from μ -decay constraint

All backgrounds are internally constrained
 → intrinsic (beam ν_e) = flat
 → misID (gamma) = accumulate at low E

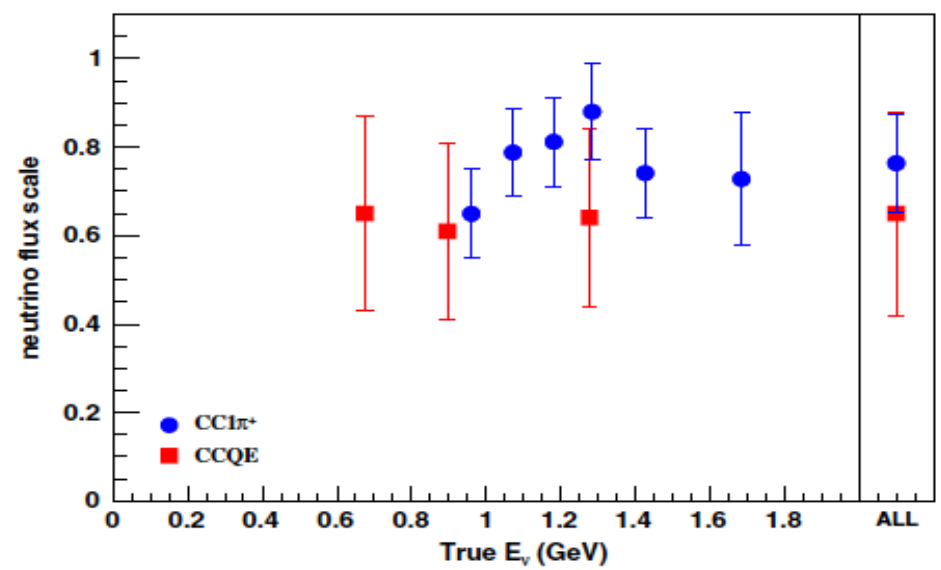


They are large background, but we have a good control of ν_e & $\bar{\nu}_e$ background by joint ν_e & ν_μ ($\bar{\nu}_e$ & $\bar{\nu}_\mu$) fit for oscillation search.



4. Anti-neutrino mode flux tuning

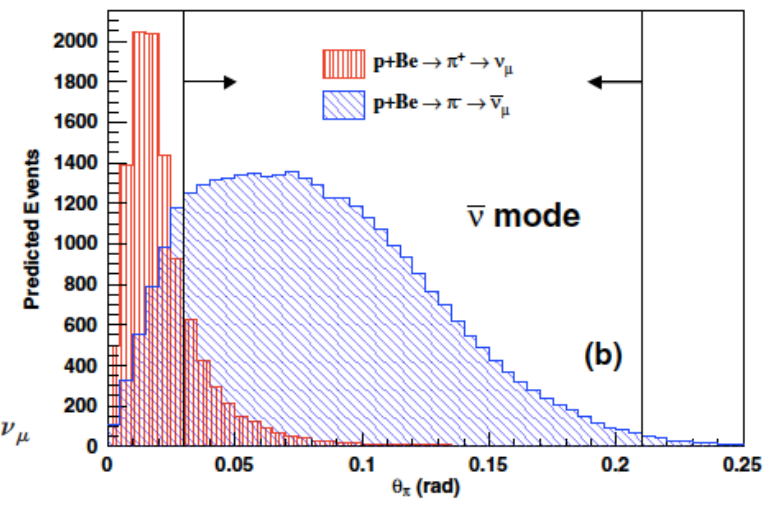
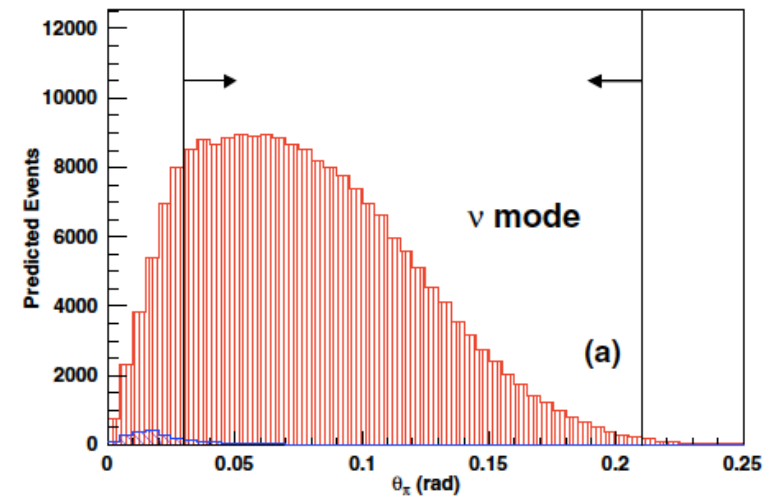
$\bar{\nu}_e$ & $\bar{\nu}_\mu$ flux are harder to predict due to larger wrong sign (ν_e & ν_μ) background, and measured lepton kinematics and π^+ production are used to tune flux
 → they consistently suggest we overestimate antineutrino flux around 20%



Michel electron counting is sensitive to ν_μ contamination in $\bar{\nu}_\mu$ beam

- 1: $\nu_\mu + p(n) \rightarrow \mu^- + p(n) + \pi^+ \hookrightarrow \mu^+ + \nu_\mu$
- 2: $\hookrightarrow e^- + \bar{\nu}_e + \nu_\mu$
- 3: $\hookrightarrow e^+ + \nu_e + \bar{\nu}_\mu$

PHYSICAL REVIEW D 84, 072005 (2011)




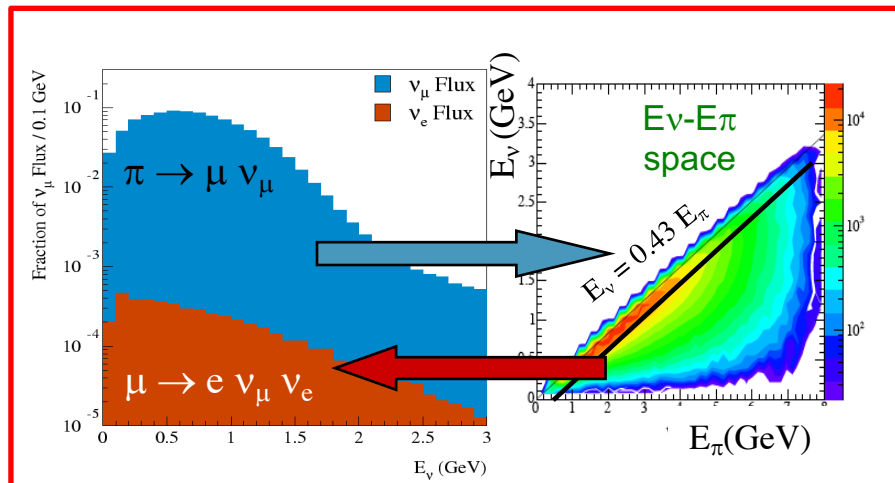
4. ν_e from μ -decay constraint

All backgrounds are internally constrained

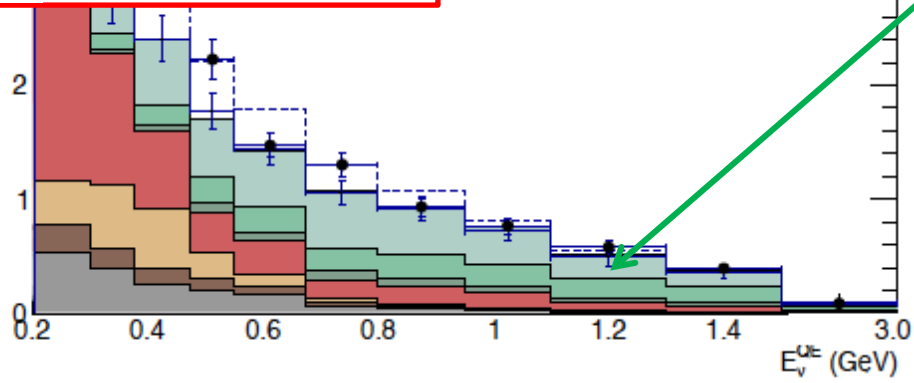
→ intrinsic (beam ν_e) = flat

→ misID (gamma) = accumulate at low E

Process	Neutrino Mode	Antineutrino Mode
ν_μ & $\bar{\nu}_\mu$ CCQE	73.7 ± 19.3	12.9 ± 4.3
NC π^0	501.5 ± 65.4	112.3 ± 11.5
NC $\Delta \rightarrow N\gamma$	172.5 ± 24.1	34.7 ± 5.4
External Events	75.2 ± 10.9	15.3 ± 2.8
Other ν_μ & $\bar{\nu}_\mu$	89.6 ± 22.9	22.3 ± 3.5
ν_e & $\bar{\nu}_e$ from μ^\pm Decay	425.3 ± 100.2	91.4 ± 27.6
ν_e & $\bar{\nu}_e$ from K^\pm Decay	192.2 ± 41.9	51.2 ± 11.0
ν_e & $\bar{\nu}_e$ from K_L^0 Decay	54.5 ± 20.5	51.4 ± 18.0
Other ν_e & $\bar{\nu}_e$	6.0 ± 3.2	6.7 ± 6.0
Unconstrained Bkgd.	1590.5	398.2
Constrained Bkgd.	1577.8 ± 85.2	398.7 ± 28.6
Total Data	1959	478
Excess	381.2 ± 85.2	79.3 ± 28.6



ν_e from μ decay is constrained from ν_μ CCQE measurement



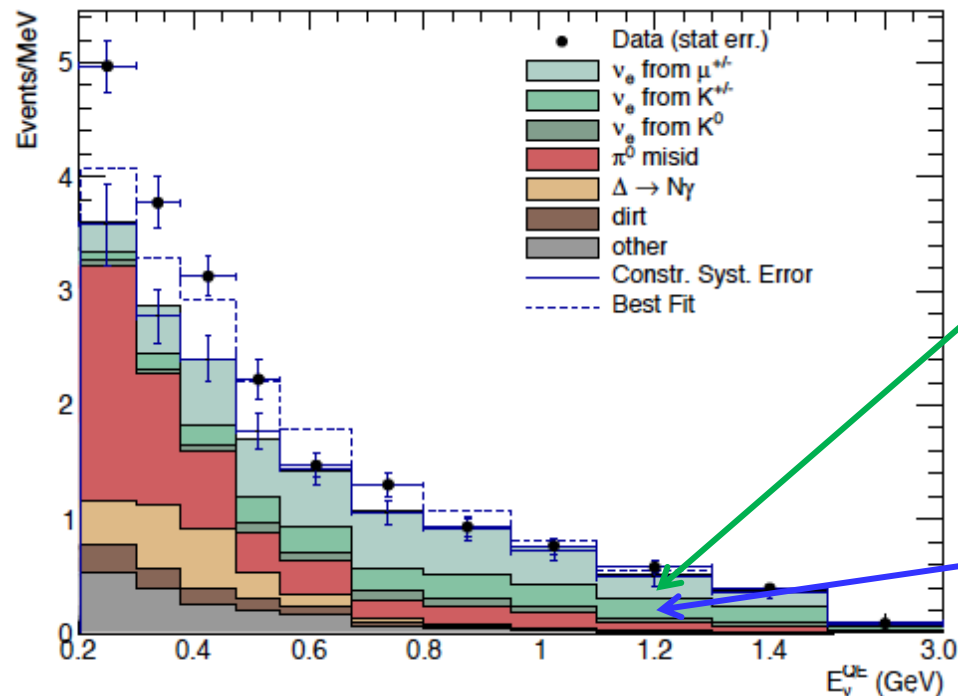
4. ν_e from K^+ -decay constraint

All backgrounds are internally constrained

→ intrinsic (beam ν_e) = flat

→ misID (gamma) = accumulate at low E

Process	Neutrino Mode	Antineutrino Mode
ν_μ & $\bar{\nu}_\mu$ CCQE	73.7 ± 19.3	12.9 ± 4.3
NC π^0	501.5 ± 65.4	112.3 ± 11.5
NC $\Delta \rightarrow N\gamma$	172.5 ± 24.1	34.7 ± 5.4
External Events	75.2 ± 10.9	15.3 ± 2.8
Other ν_μ & $\bar{\nu}_\mu$	89.6 ± 22.9	22.3 ± 3.5
ν_e & $\bar{\nu}_e$ from μ^\pm Decay	425.3 ± 100.2	91.4 ± 27.6
ν_e & $\bar{\nu}_e$ from K^\pm Decay	192.2 ± 41.9	51.2 ± 11.0
ν_e & $\bar{\nu}_e$ from K_L^0 Decay	54.5 ± 20.5	51.4 ± 18.0
Other ν_e & $\bar{\nu}_e$	6.0 ± 3.2	6.7 ± 6.0
Unconstrained Bkgd.	1590.5	398.2
Constrained Bkgd.	1577.8 ± 85.2	398.7 ± 28.6
Total Data	1959	478
Excess	381.2 ± 85.2	79.3 ± 28.6

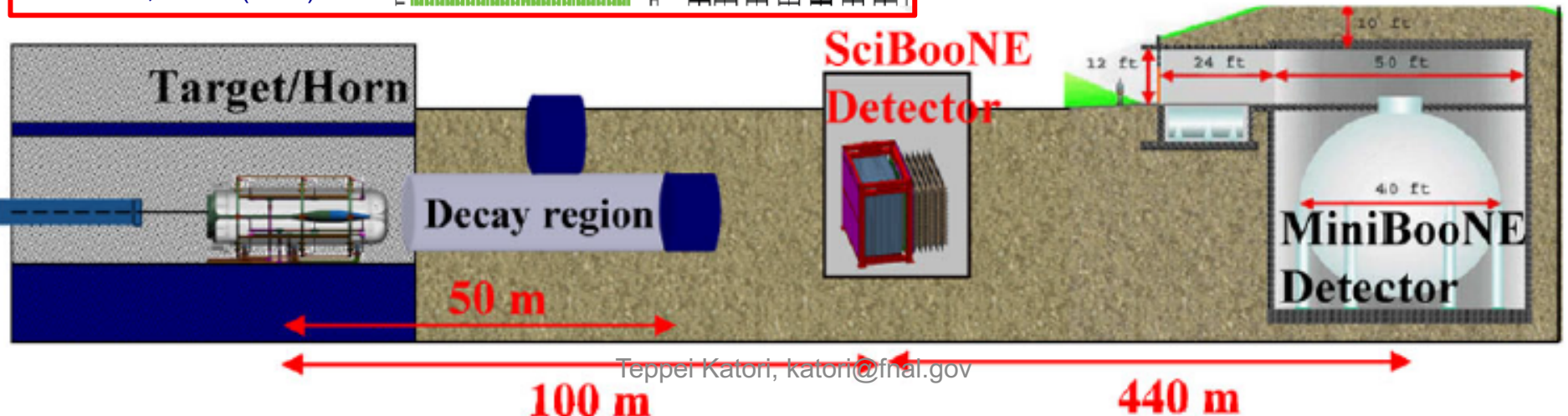
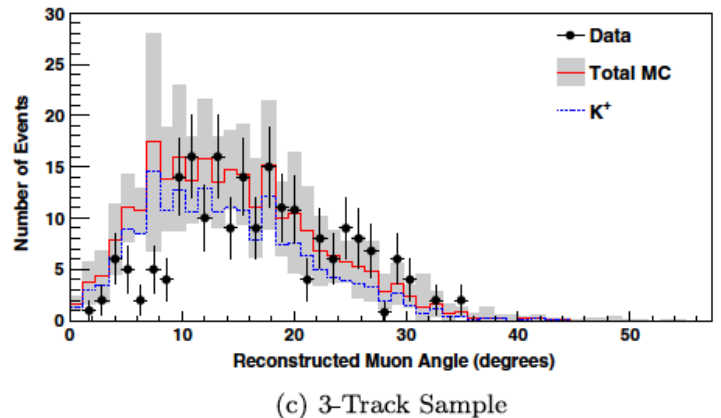
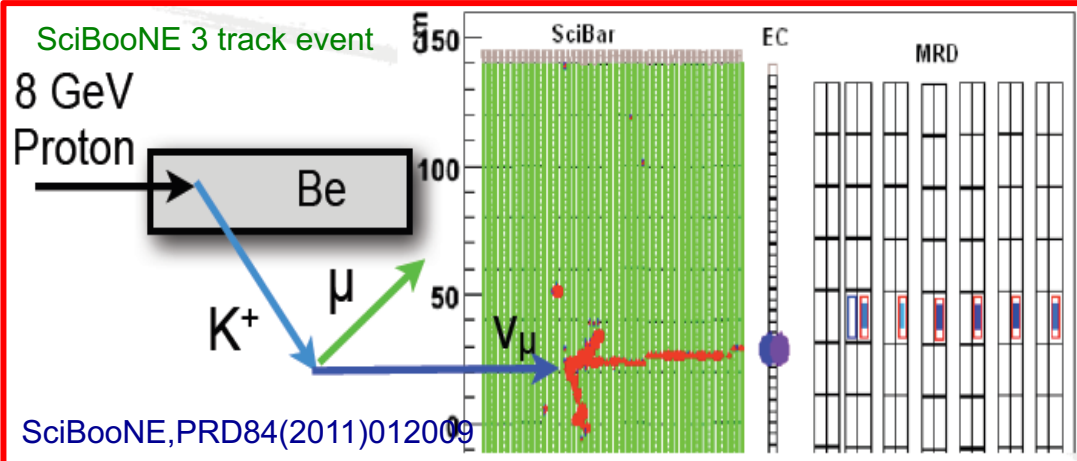


ν_e from μ decay
is constrained
from ν_μ CCQE
measurement

ν_e from K decay is
constrained from
SciBooNE high
energy ν_μ event
measurement

4. ν_e from K^+ -decay constraint

SciBooNE is a scintillator tracker located on BNB (detector hall is used by ANNIE now)
- neutrinos from kaon decay tend to be higher energy, and tend to make 3 tracks
- from 3 track analysis, kaon decay neutrinos are constrained (0.85 ± 0.11 , prior is 40% error)



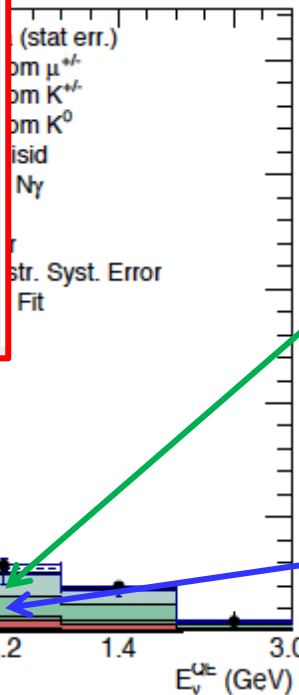
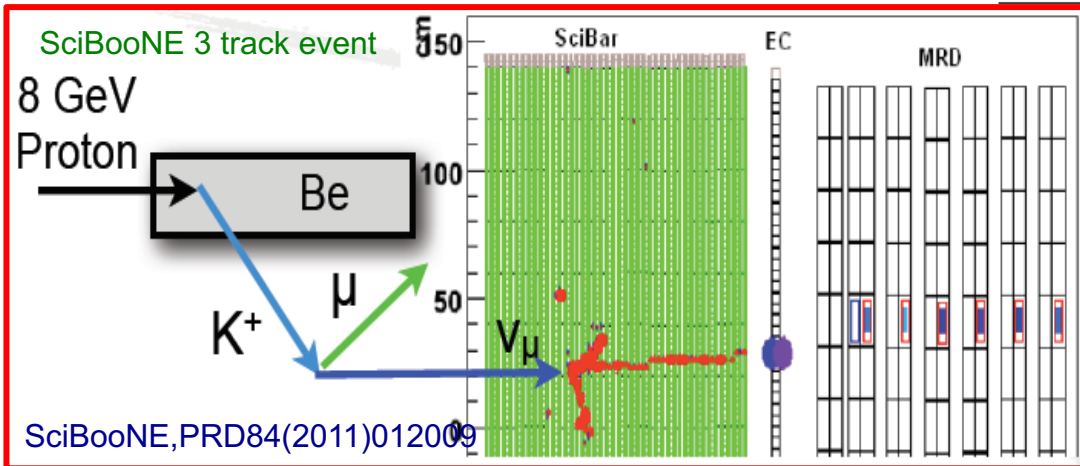
4. ν_e from K^+ -decay constraint

All backgrounds are internally constrained

→ intrinsic (beam ν_e) = flat

→ misID (gamma) = accumulate at low E

Process	Neutrino Mode	Antineutrino Mode
ν_μ & $\bar{\nu}_\mu$ CCQE	73.7 ± 19.3	12.9 ± 4.3
NC π^0	501.5 ± 65.4	112.3 ± 11.5
NC $\Delta \rightarrow N\gamma$	172.5 ± 24.1	34.7 ± 5.4
External Events	75.2 ± 10.9	15.3 ± 2.8
Other ν_μ & $\bar{\nu}_\mu$	89.6 ± 22.9	22.3 ± 3.5
ν_e & $\bar{\nu}_e$ from μ^\pm Decay	425.3 ± 100.2	91.4 ± 27.6
ν_e & $\bar{\nu}_e$ from K^\pm Decay	192.2 ± 41.9	51.2 ± 11.0
ν_e & $\bar{\nu}_e$ from K_L^0 Decay	54.5 ± 20.5	51.4 ± 18.0
Other ν_e & $\bar{\nu}_e$	6.0 ± 3.2	6.7 ± 6.0
Unconstrained Bkgd.	1590.5	398.2
Constrained Bkgd.	1577.8 ± 85.2	398.7 ± 28.6
Total Data	1959	478
Excess	381.2 ± 85.2	79.3 ± 28.6



ν_e from μ decay is constrained from ν_μ CCQE measurement

ν_e from K decay is constrained from SciBooNE high energy ν_μ event measurement

4. ν_e from K^+ -decay constraint

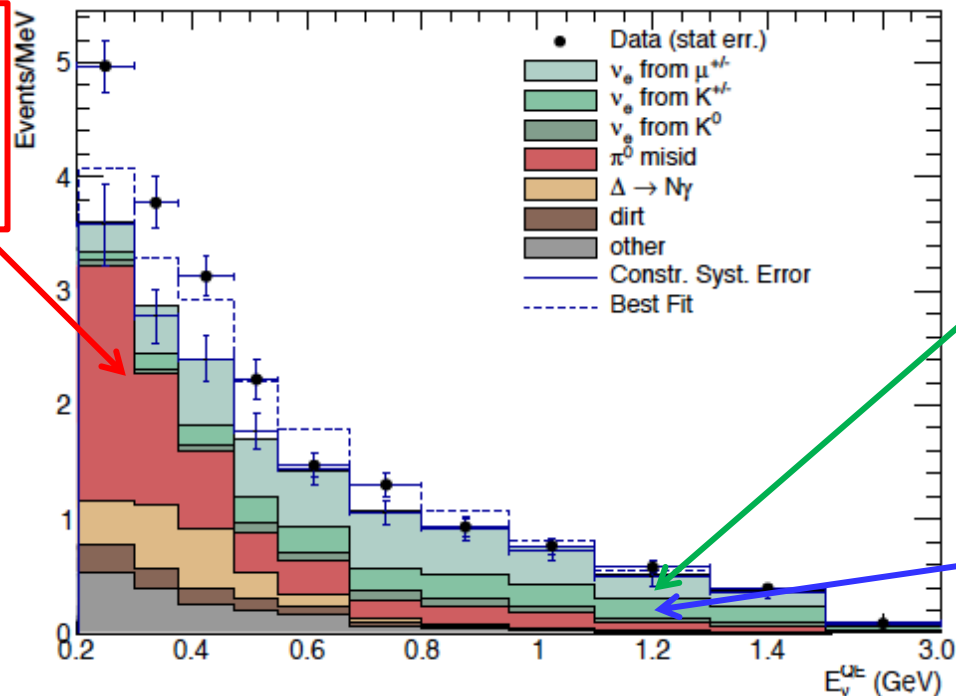
All backgrounds are internally constrained

→ intrinsic (beam ν_e) = flat

→ misID (gamma) = accumulate at low E

Process	Neutrino Mode	Antineutrino Mode
ν_μ & $\bar{\nu}_\mu$ CCQE	73.7 ± 19.3	12.9 ± 4.3
NC π^0	501.5 ± 65.4	112.3 ± 11.5
NC $\Delta \rightarrow N\gamma$	172.5 ± 24.1	34.7 ± 5.4
External Events	75.2 ± 10.9	15.3 ± 2.8
Other ν_μ & $\bar{\nu}_\mu$	89.6 ± 22.9	22.3 ± 3.5
ν_e & $\bar{\nu}_e$ from μ^\pm Decay	425.3 ± 100.2	91.4 ± 27.6
ν_e & $\bar{\nu}_e$ from K^\pm Decay	192.2 ± 41.9	51.2 ± 11.0
ν_e & $\bar{\nu}_e$ from K_L^0 Decay	54.5 ± 20.5	51.4 ± 18.0
Other ν_e & $\bar{\nu}_e$	6.0 ± 3.2	6.7 ± 6.0
Unconstrained Bkgd.	1590.5	398.2
Constrained Bkgd.	1577.8 ± 85.2	398.7 ± 28.6
Total Data	1959	478
Excess	381.2 ± 85.2	79.3 ± 28.6

Asymmetric π^0 decay is constrained from measured CC π^0 rate ($\pi^0 \rightarrow \gamma$)



ν_e from μ decay is constrained from ν_μ CCQE measurement

ν_e from K decay is constrained from SciBooNE high energy ν_μ event measurement

4. γ from π^0 constraint

$$\pi^0 \rightarrow \gamma\gamma$$

- not background, we can measure

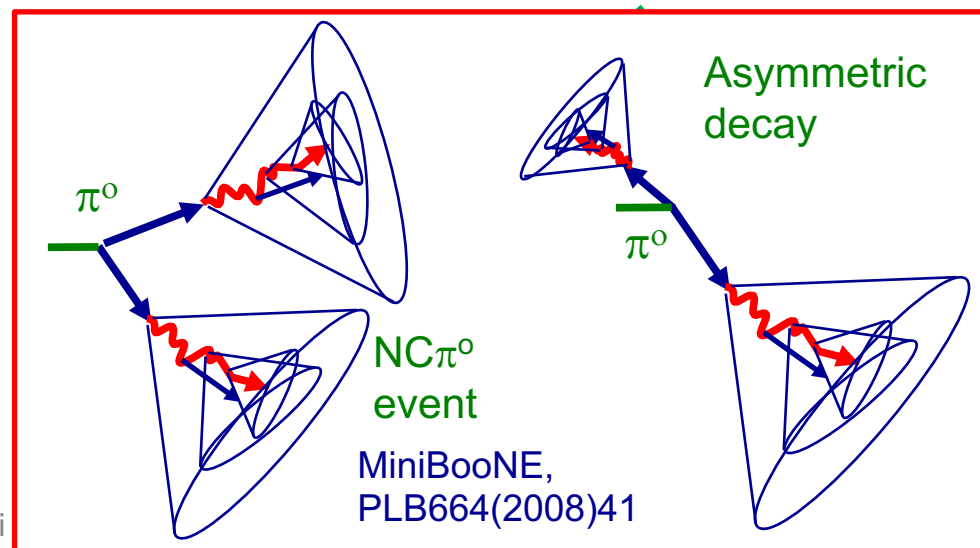
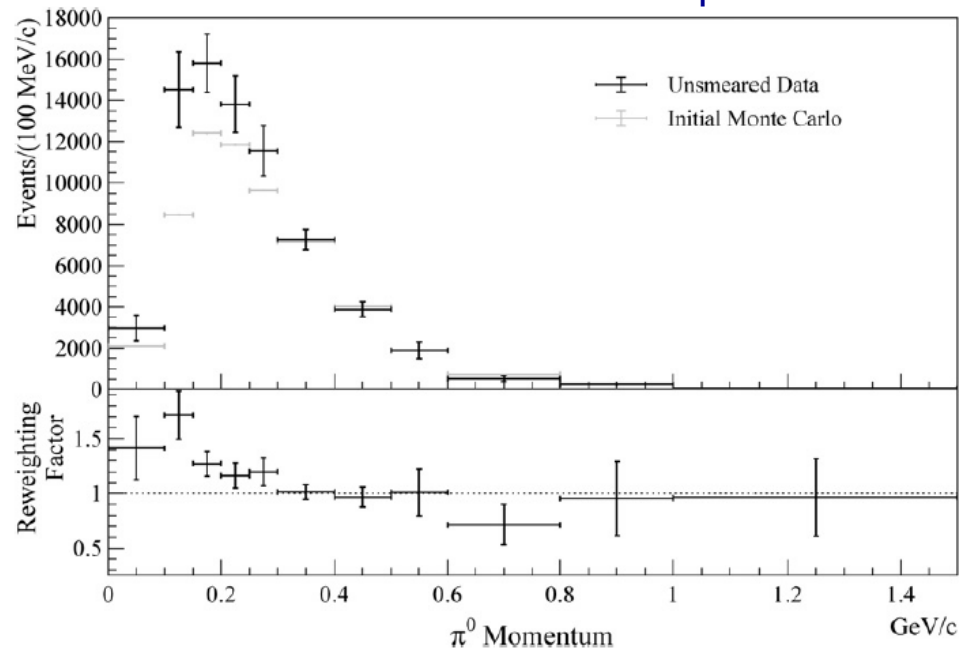
$$\pi^0 \rightarrow \gamma$$

- misID background, we cannot measure

The biggest systematic is production rate of π^0 , because once you find that, the chance to make a single gamma ray is predictable.

We measure π^0 production rate, and correct simulation with function of π^0 momentum

π^0 momentum data-MC comparison

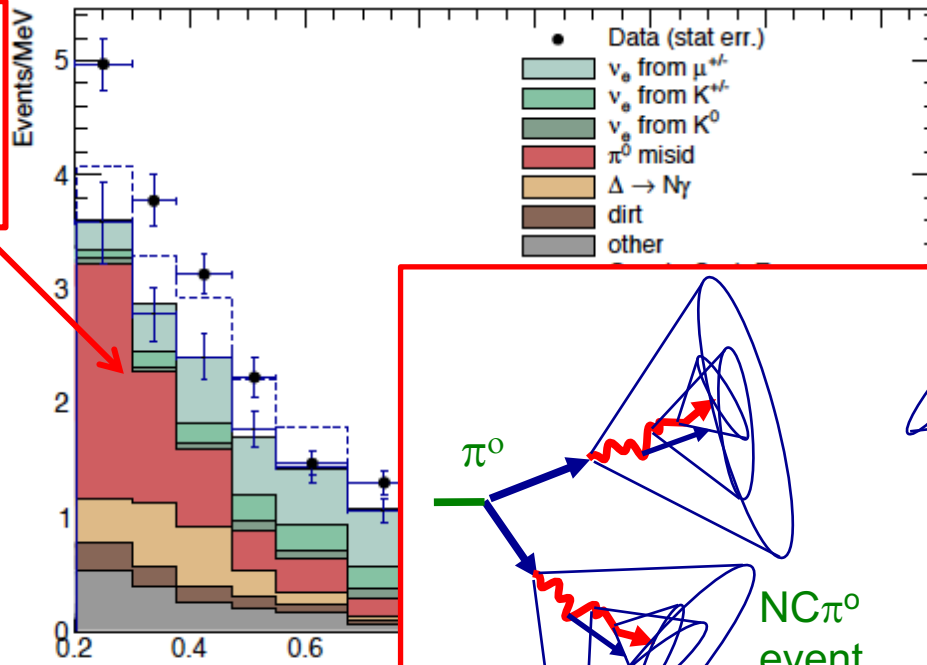


4. γ from π^0 constraint

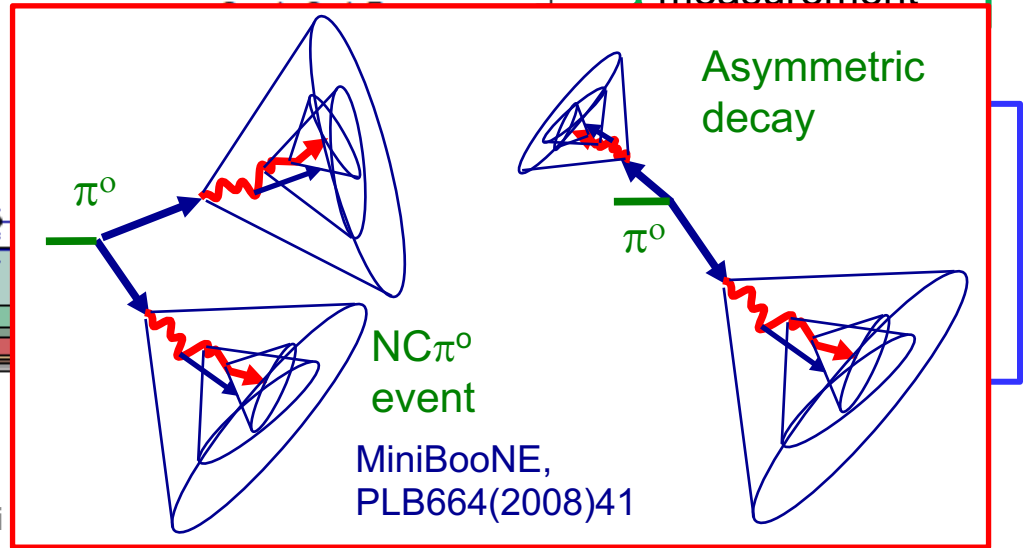
- All backgrounds are internally constrained
- intrinsic (beam ν_e) = flat
- misID (gamma) = accumulate at low E

Process	Neutrino Mode	Antineutrino Mode
ν_μ & $\bar{\nu}_\mu$ CCQE	73.7 ± 19.3	12.9 ± 4.3
NC π^0	501.5 ± 65.4	112.3 ± 11.5
NC $\Delta \rightarrow N\gamma$	172.5 ± 24.1	34.7 ± 5.4
External Events	75.2 ± 10.9	15.3 ± 2.8
Other ν_μ & $\bar{\nu}_\mu$	89.6 ± 22.9	22.3 ± 3.5
ν_e & $\bar{\nu}_e$ from μ^\pm Decay	425.3 ± 100.2	91.4 ± 27.6
ν_e & $\bar{\nu}_e$ from K^\pm Decay	192.2 ± 41.9	51.2 ± 11.0
ν_e & $\bar{\nu}_e$ from K_L^0 Decay	54.5 ± 20.5	51.4 ± 18.0
Other ν_e & $\bar{\nu}_e$	6.0 ± 3.2	6.7 ± 6.0
Unconstrained Bkgd.	1590.5	398.2
Constrained Bkgd.	1577.8 ± 85.2	398.7 ± 28.6
Total Data	1959	478
Excess	381.2 ± 85.2	79.3 ± 28.6

Asymmetric π^0 decay is constrained from measured CC π^0 rate ($\pi^0 \rightarrow \gamma$)



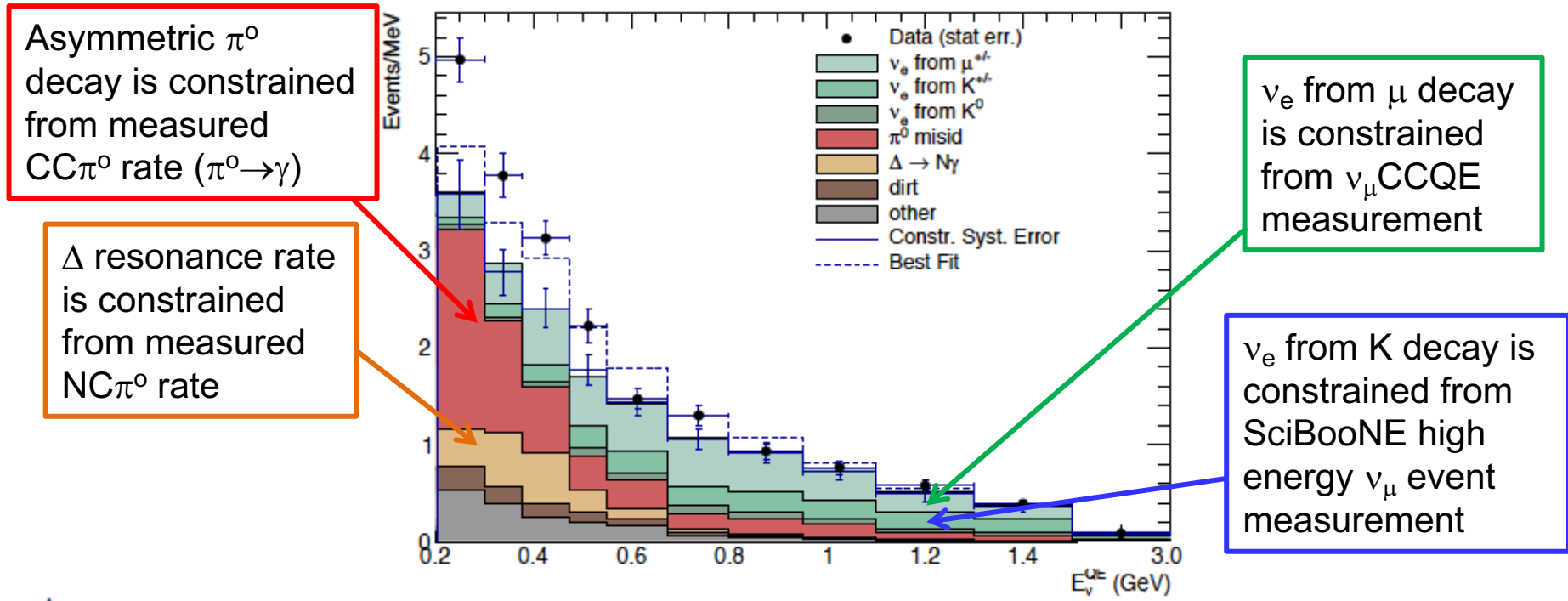
ν_e from μ decay is constrained from ν_μ CCQE measurement



4. $NC\gamma$ constraint

All backgrounds are internally constrained
 → intrinsic (beam ν_e) = flat
 → misID (gamma) = accumulate at low E

Process	Neutrino Mode	Antineutrino Mode
ν_μ & $\bar{\nu}_\mu$ CCQE	73.7 ± 19.3	12.9 ± 4.3
NC π^0	501.5 ± 65.4	112.3 ± 11.5
NC $\Delta \rightarrow N\gamma$	172.5 ± 24.1	34.7 ± 5.4
External Events	75.2 ± 10.9	15.3 ± 2.8
Other ν_μ & $\bar{\nu}_\mu$	89.6 ± 22.9	22.3 ± 3.5
ν_e & $\bar{\nu}_e$ from μ^\pm Decay	425.3 ± 100.2	91.4 ± 27.6
ν_e & $\bar{\nu}_e$ from K^\pm Decay	192.2 ± 41.9	51.2 ± 11.0
ν_e & $\bar{\nu}_e$ from K_L^0 Decay	54.5 ± 20.5	51.4 ± 18.0
Other ν_e & $\bar{\nu}_e$	6.0 ± 3.2	6.7 ± 6.0
Unconstrained Bkgd.	1590.5	398.2
Constrained Bkgd.	1577.8 ± 85.2	398.7 ± 28.6
Total Data	1959	478
Excess	381.2 ± 85.2	79.3 ± 28.6



Asymmetric π^0 decay is constrained from measured $CC\pi^0$ rate ($\pi^0 \rightarrow \gamma$)

Δ resonance rate is constrained from measured $NC\pi^0$ rate

ν_e from μ decay is constrained from ν_μ CCQE measurement

ν_e from K decay is constrained from SciBooNE high energy ν_μ event measurement

4. NC γ constraint

All backgrounds are internally constrained

→ intrinsic (beam ν_e) = flat

→ misID (gamma) = accumulate at low E

Process	Neutrino Mode	Antineutrino Mode
ν_μ & $\bar{\nu}_\mu$ CCQE	73.7 ± 19.3	12.9 ± 4.3
NC π^0	501.5 ± 65.4	112.3 ± 11.5
NC $\Delta \rightarrow N\gamma$	172.5 ± 24.1	34.7 ± 5.4
External Events	75.2 ± 10.9	15.3 ± 2.8
Other ν_μ & $\bar{\nu}_\mu$	89.6 ± 22.9	22.3 ± 3.5
ν_e & $\bar{\nu}_e$ from μ^\pm Decay	425.3 ± 100.2	91.4 ± 27.6
ν_e & $\bar{\nu}_e$ from K^\pm Decay	192.2 ± 41.9	51.2 ± 11.0
ν_e & $\bar{\nu}_e$ from K_L^0 Decay	54.5 ± 20.5	51.4 ± 18.0
Other ν_e & $\bar{\nu}_e$	6.0 ± 3.2	6.7 ± 6.0
1 Bkgd.	1590.5	398.2
2 Bkgd.	1577.8 ± 85.2	398.7 ± 28.6
3 Bkgd.	1959	478
4 Bkgd.	381.2 ± 85.2	79.3 ± 28.6

$$\frac{N(\Delta \rightarrow N\gamma)}{N(\Delta \rightarrow N\pi^0)} = \frac{3\Gamma_\gamma}{2\Gamma_{\pi^0}\epsilon}$$

Γ_γ/Γ_π : NC γ to NC π branching ratio
 π^0 fraction (=2/3)
 ϵ : π escaping factor

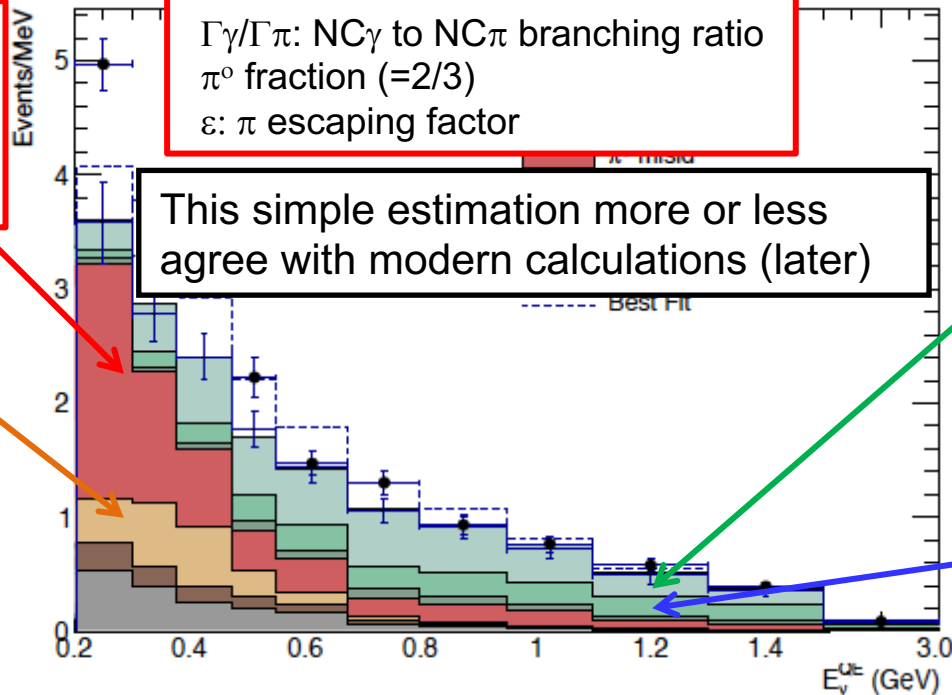
Asymmetric π^0 decay is constrained from measured CC π^0 rate ($\pi^0 \rightarrow \gamma$)

Δ resonance rate is constrained from measured NC π^0 rate

This simple estimation more or less agree with modern calculations (later)

ν_e from μ decay is constrained from ν_μ CCQE measurement

ν_e from K decay is constrained from SciBooNE high energy ν_μ event measurement



4. External γ constraint

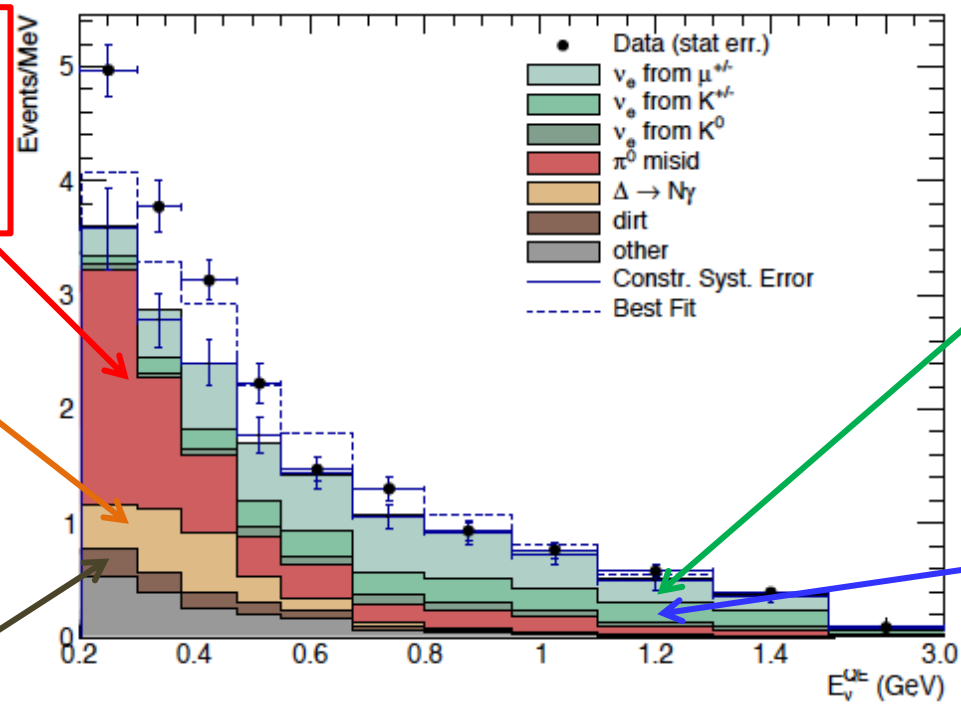
All backgrounds are internally constrained
 → intrinsic (beam ν_e) = flat
 → misID (gamma) = accumulate at low E

Process	Neutrino Mode	Antineutrino Mode
ν_μ & $\bar{\nu}_\mu$ CCQE	73.7 ± 19.3	12.9 ± 4.3
NC π^0	501.5 ± 65.4	112.3 ± 11.5
NC $\Delta \rightarrow N\gamma$	172.5 ± 24.1	34.7 ± 5.4
External Events	75.2 ± 10.9	15.3 ± 2.8
Other ν_μ & $\bar{\nu}_\mu$	89.6 ± 22.9	22.3 ± 3.5
ν_e & $\bar{\nu}_e$ from μ^\pm Decay	425.3 ± 100.2	91.4 ± 27.6
ν_e & $\bar{\nu}_e$ from K^\pm Decay	192.2 ± 41.9	51.2 ± 11.0
ν_e & $\bar{\nu}_e$ from K_L^0 Decay	54.5 ± 20.5	51.4 ± 18.0
Other ν_e & $\bar{\nu}_e$	6.0 ± 3.2	6.7 ± 6.0
Unconstrained Bkgd.	1590.5	398.2
Constrained Bkgd.	1577.8 ± 85.2	398.7 ± 28.6
Total Data	1959	478
Excess	381.2 ± 85.2	79.3 ± 28.6

Asymmetric π^0 decay is constrained from measured CC π^0 rate ($\pi^0 \rightarrow \gamma$)

Δ resonance rate is constrained from measured NC π^0 rate

dirt rate is measured from dirt data sample



ν_e from μ decay is constrained from ν_μ CCQE measurement

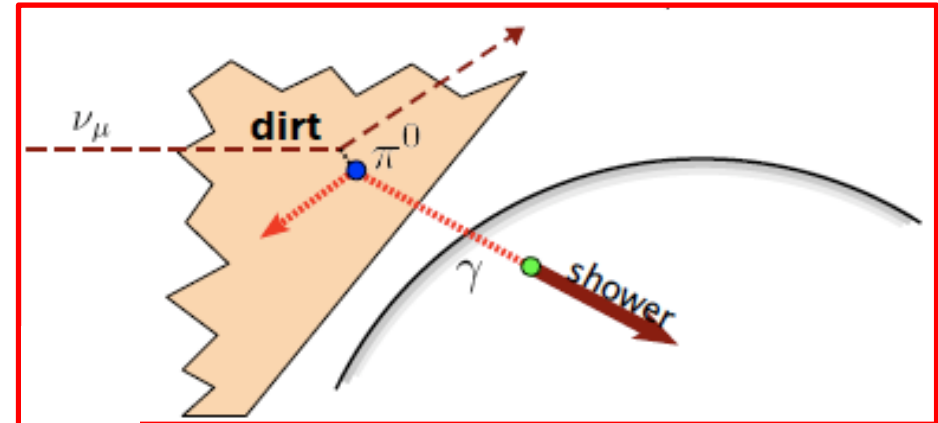
ν_e from K decay is constrained from SciBooNE high energy ν_μ event measurement

4. External γ constraint

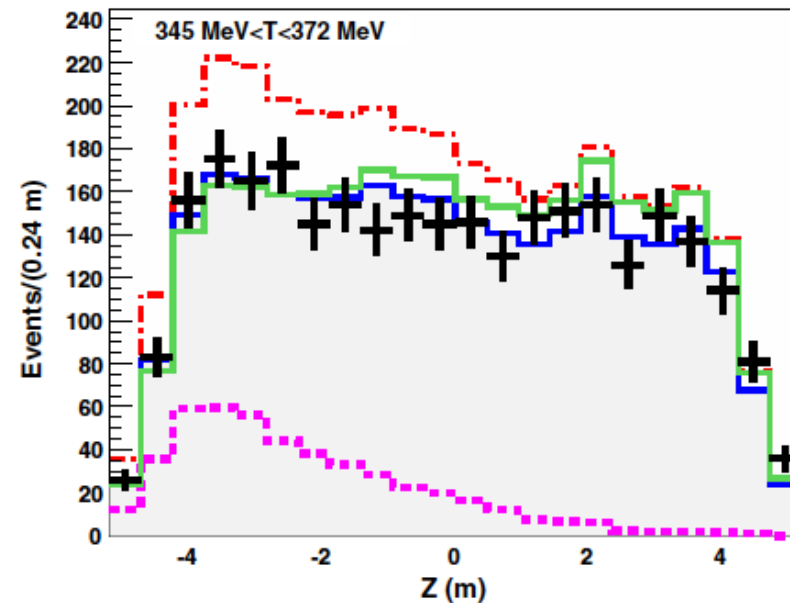
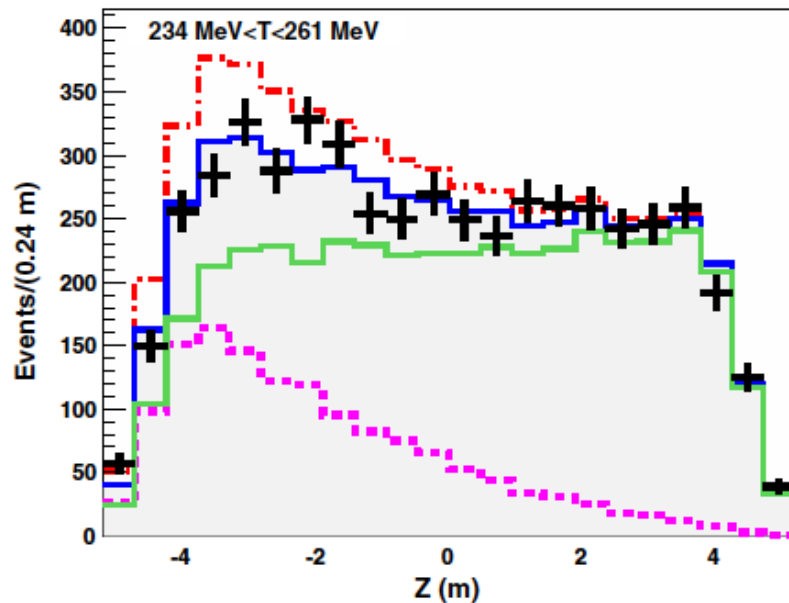
MiniBooNE detector has a simple geometry

- Spherical Cherenkov detector
- Homogeneous, large active veto

We have number of internal measurement to understand distributions of external events.



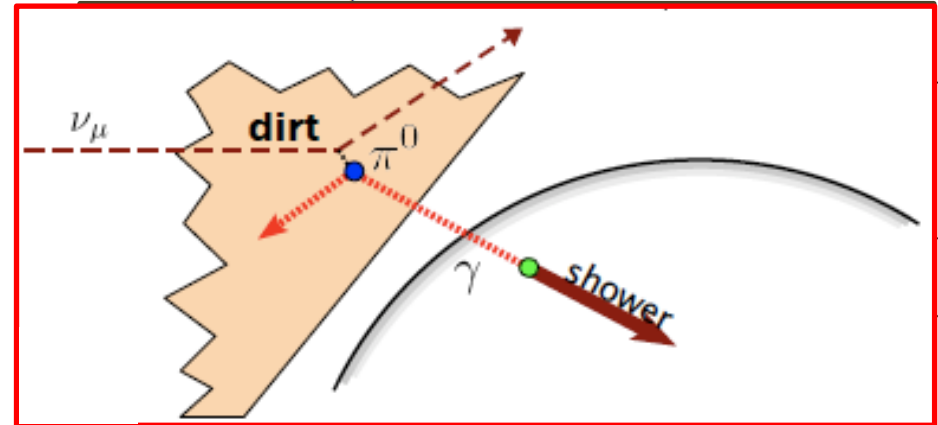
e.g.) NC elastic candidates with function of Z
Mis-modelling of external background is visible



4. External γ constraint

All backgrounds are internally constrained
 → intrinsic (beam ν_e) = flat
 → misID (gamma) = accumulate at low E

Process	Neutrino Mode	Antineutrino Mode
ν_μ & $\bar{\nu}_\mu$ CCQE	73.7 ± 19.3	12.9 ± 4.3
NC π^0	501.5 ± 65.4	112.3 ± 11.5
NC $\Delta \rightarrow N\gamma$	172.5 ± 24.1	34.7 ± 5.4



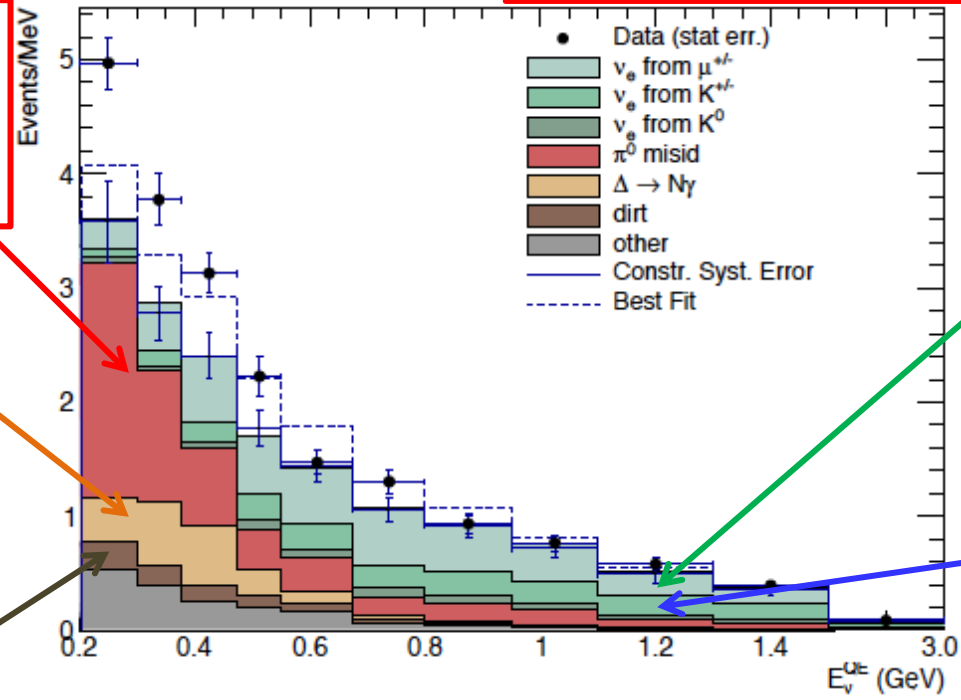
Asymmetric π^0 decay is constrained from measured CC π^0 rate ($\pi^0 \rightarrow \gamma$)

Δ resonance rate is constrained from measured NC π^0 rate

dirt rate is measured from dirt data sample

ν_e from μ decay is constrained from ν_μ CCQE measurement

ν_e from K decay is constrained from SciBooNE high energy ν_μ event measurement



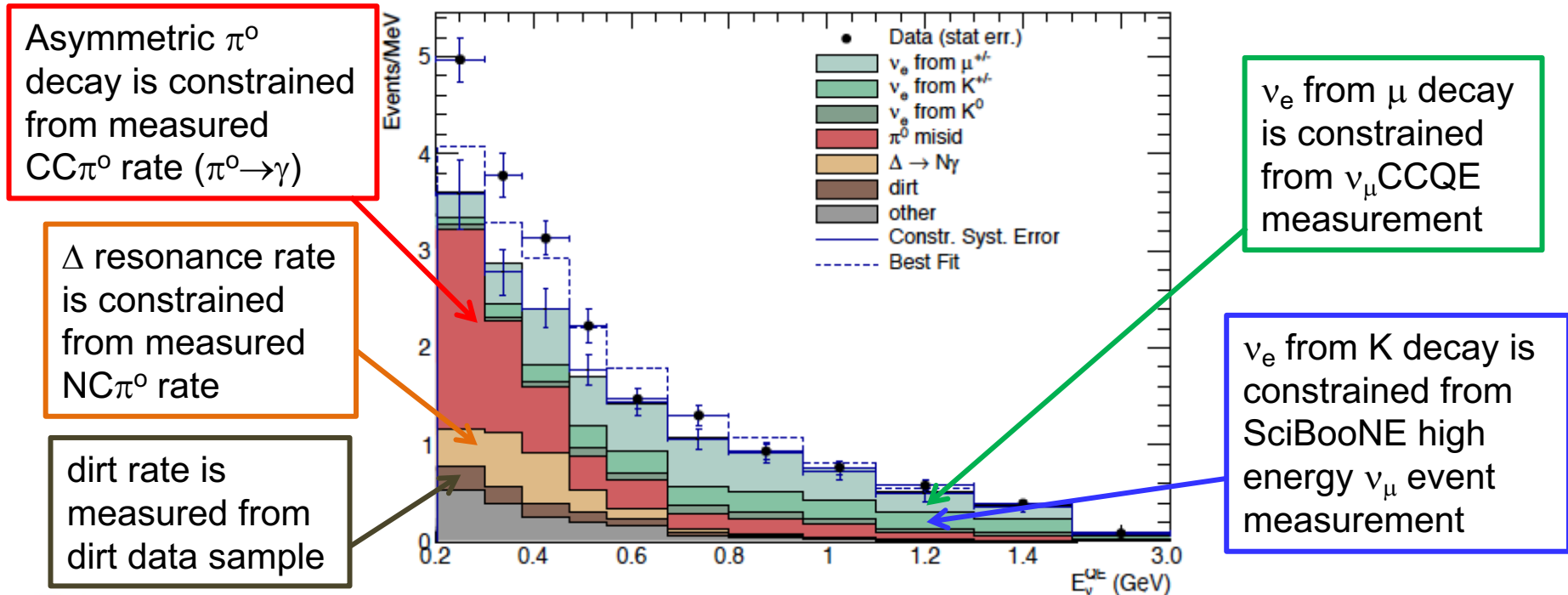
4. Internal background constraints

All backgrounds are internally constrained

→ intrinsic (beam ν_e) = flat

→ misID (gamma) = accumulate at low E

Process	Neutrino Mode	Antineutrino Mode
ν_μ & $\bar{\nu}_\mu$ CCQE	73.7 ± 19.3	12.9 ± 4.3
NC π^0	501.5 ± 65.4	112.3 ± 11.5
NC $\Delta \rightarrow N\gamma$	172.5 ± 24.1	34.7 ± 5.4
External Events	75.2 ± 10.9	15.3 ± 2.8
Other ν_μ & $\bar{\nu}_\mu$	89.6 ± 22.9	22.3 ± 3.5
ν_e & $\bar{\nu}_e$ from μ^\pm Decay	425.3 ± 100.2	91.4 ± 27.6
ν_e & $\bar{\nu}_e$ from K^\pm Decay	192.2 ± 41.9	51.2 ± 11.0
ν_e & $\bar{\nu}_e$ from K_L^0 Decay	54.5 ± 20.5	51.4 ± 18.0
Other ν_e & $\bar{\nu}_e$	6.0 ± 3.2	6.7 ± 6.0
Unconstrained Bkgd.	1590.5	398.2
Constrained Bkgd.	1577.8 ± 85.2	398.7 ± 28.6
Total Data	1959	478
Excess	381.2 ± 85.2	79.3 ± 28.6



Major backgrounds are all measured in other data sample and their errors are constrained!

1. MiniBooNE neutrino experiment

2. Booster Neutrino Beamline (BNB)

3. MiniBooNE detector

4. Oscillation candidate search

5. Discussion

1. MiniBooNE
2. Beam
3. Detector
4. Oscillation
5. Discussion

5. Oscillation candidate event excess

$200 < E_{\nu QE} < 1250 \text{ MeV}$

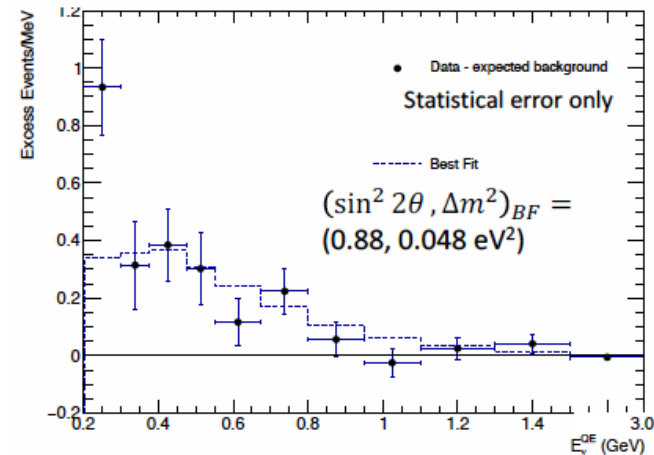
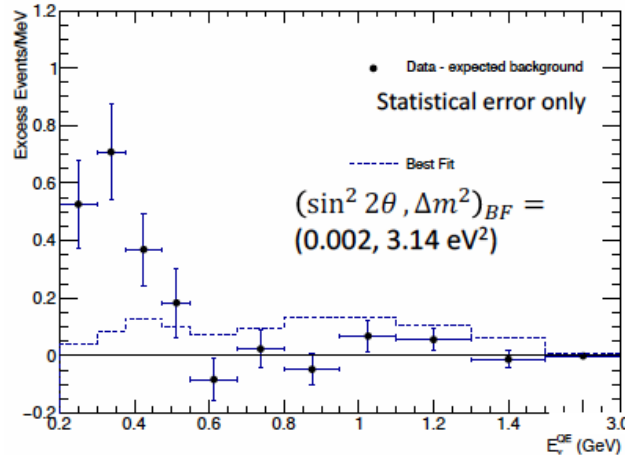
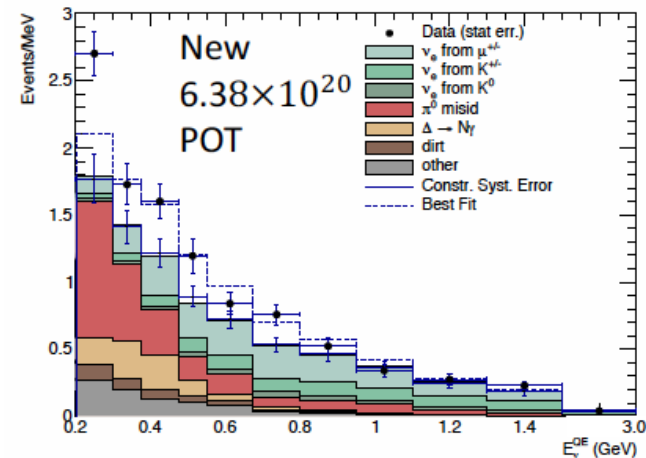
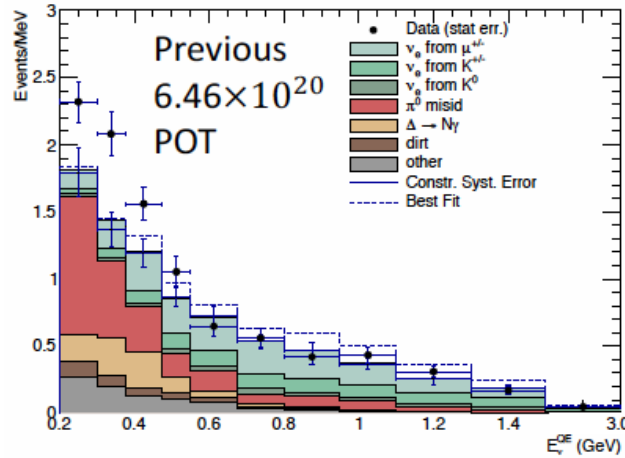
- neutrino mode: Data = 1959 events

Bkgd = $1577.8 \pm 39.7(\text{stat}) \pm 75.4(\text{syst}) \rightarrow 381.2 \pm 85.2 \text{ excess } (4.5\sigma)$

Old data (50.3%)
162.0 event excess

New data (49.7%)
219.2 event excess

KS test suggests
they are compatible
 $P(\text{KS})=76\%$



5. Oscillation candidate event excess

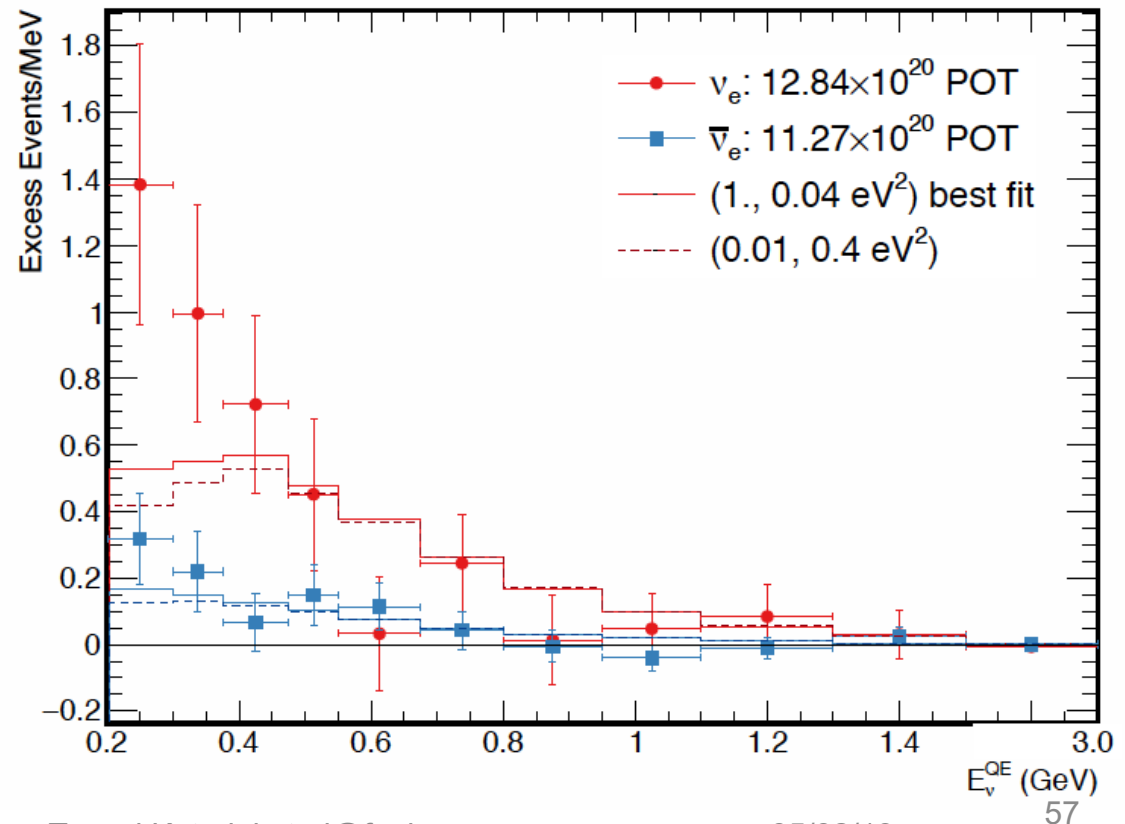
$200 < E_{\nu QE} < 1250 \text{ MeV}$

- neutrino mode: Data = 1959 events

Bkgd = $1577.8 \pm 39.7(\text{stat}) \pm 75.4(\text{syst}) \rightarrow 381.2 \pm 85.2 \text{ excess } (4.5\sigma)$

- antineutrino mode: Data = 478 events

Bkgd = $398.7 \pm 20.0(\text{stat}) \pm 20.3(\text{syst}) \rightarrow 79.3 \pm 28.6 \text{ excess } (2.8\sigma)$



5. Sterile neutrino hypothesis

$200 < E_{\nu QE} < 1250 \text{ MeV}$

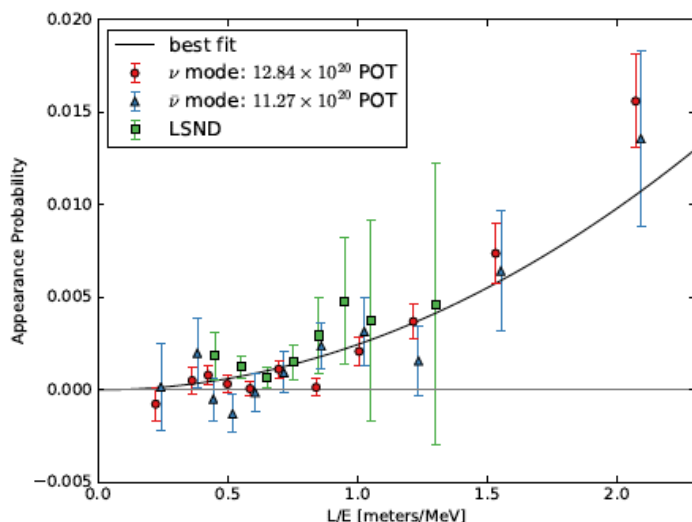
- neutrino mode: Data = 1959 events

Bkgd = $1577.8 \pm 39.7(\text{stat}) \pm 75.4(\text{syst}) \rightarrow 381.2 \pm 85.2 \text{ excess } (4.5\sigma)$

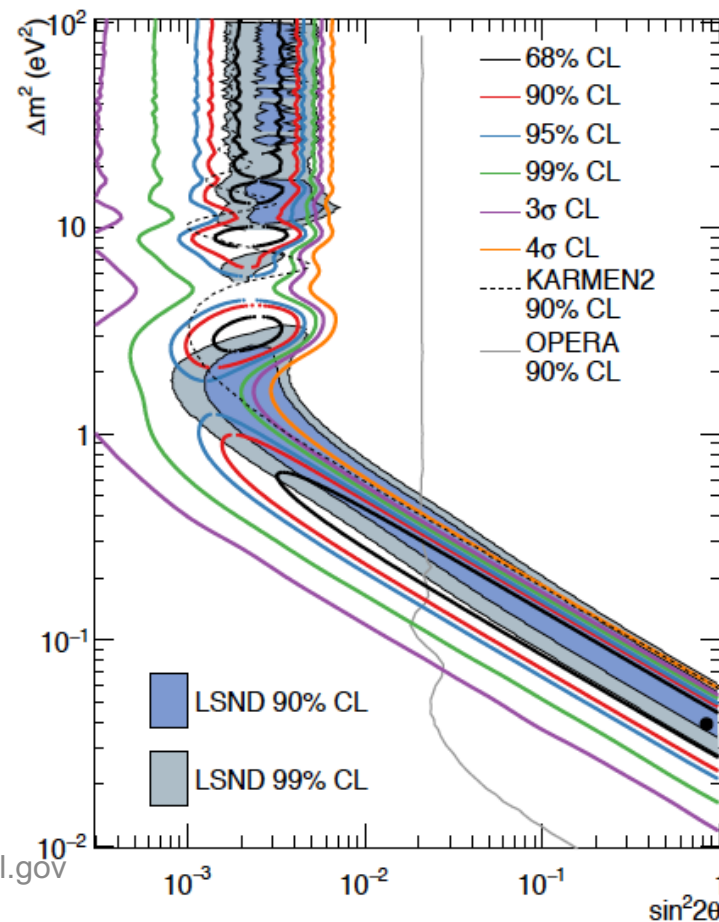
- antineutrino mode: Data = 478 events

Bkgd = $398.7 \pm 20.0(\text{stat}) \pm 20.3(\text{syst}) \rightarrow 79.3 \pm 28.6 \text{ excess } (2.8\sigma)$

Compatible with LSND excess within 2-neutrino oscillation hypothesis



However, appearance and disappearance data have a strong tension (Maltoni, Neutrino 2018)



5. Alternative photon production models?

Excess look like more photons
(misID) than electrons

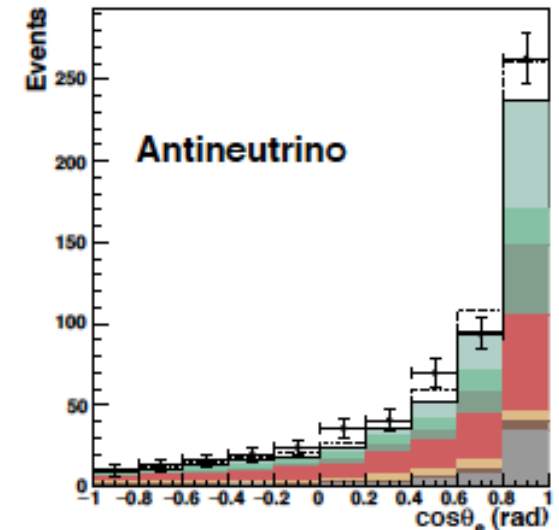
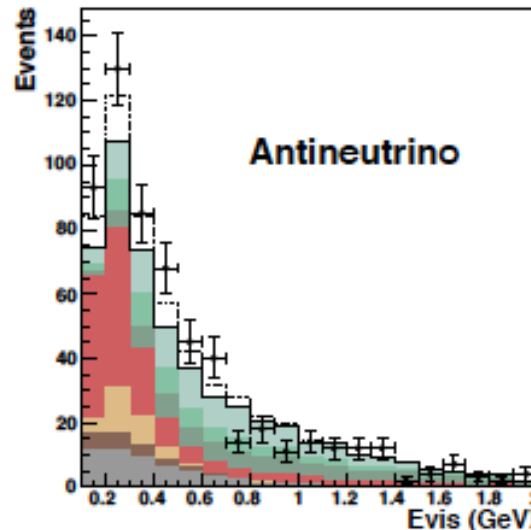
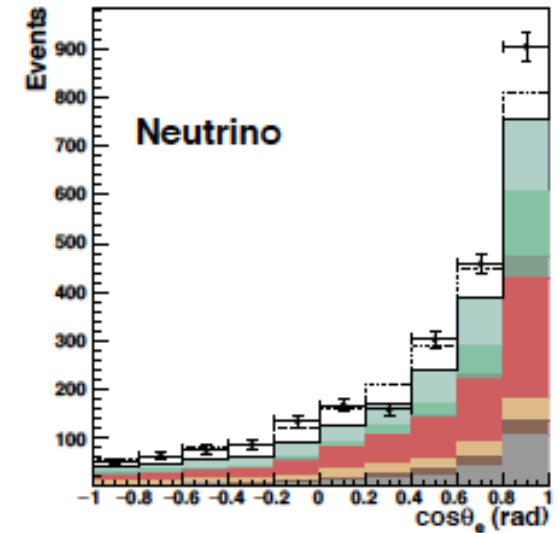
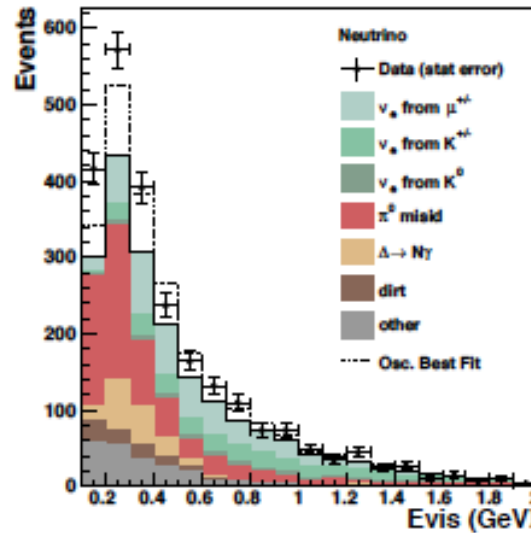
- peaked forward direction
- shape match with π^0 spectrum

Any misID background missing?

- New NC γ process?
- New NC π^0 process?

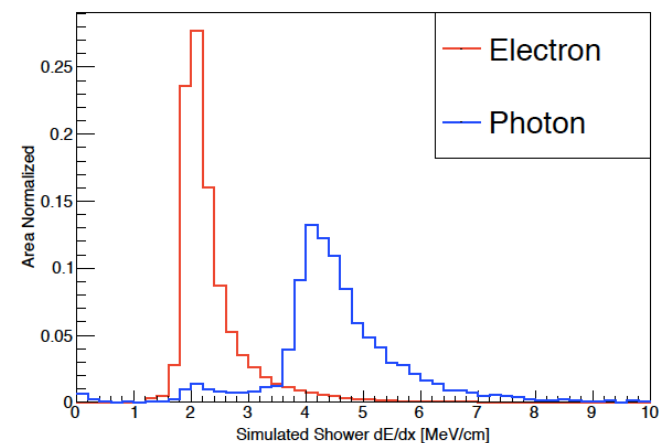

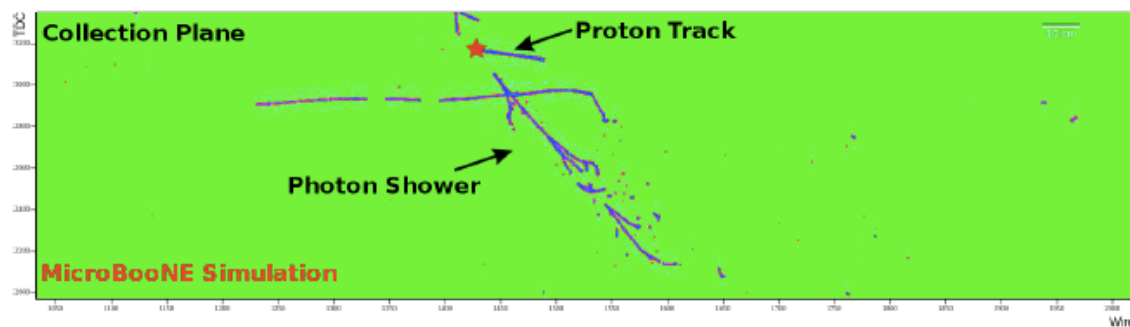
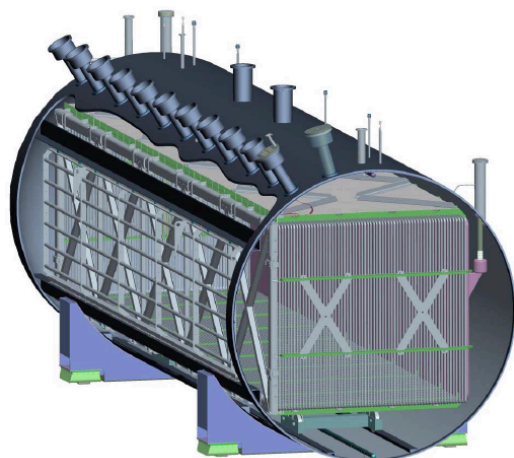
or BSM physics?

- BSM γ production process?
- BSM e-scattering process?
- BSM oscillation physics?



5. Liquid argon time projection chamber

High resolution detector with e/γ separation
 - Original motivation of US LArTPC program

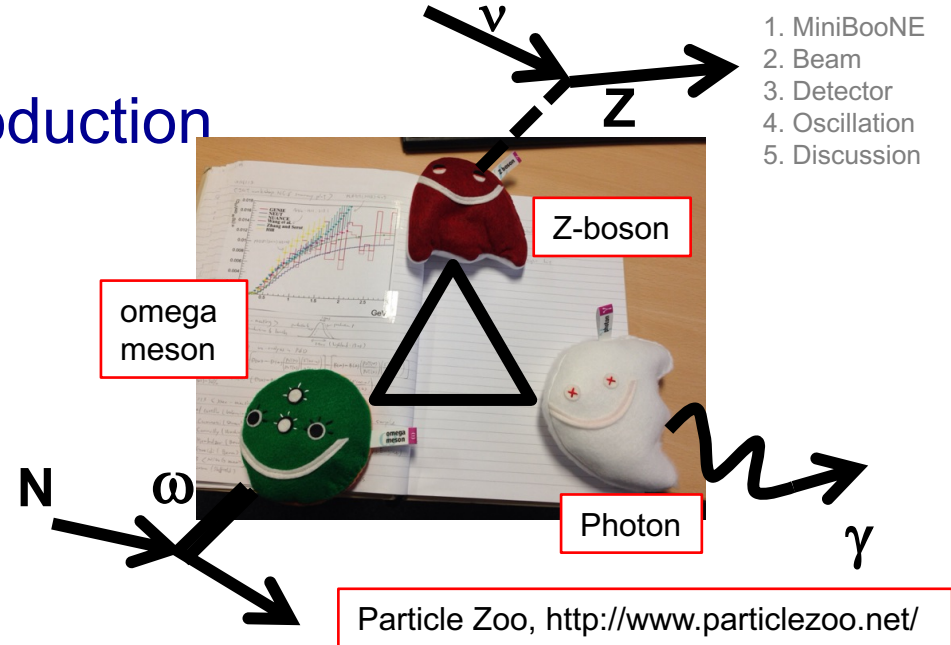
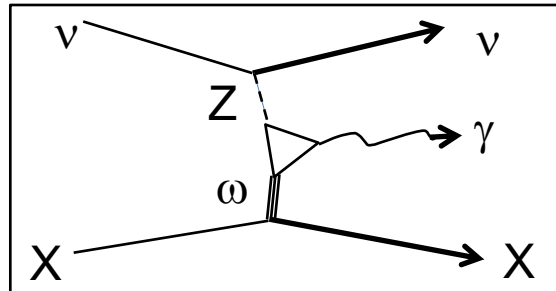


dE/dx of first 4cm track (simulation)

5. Neutrino NC single photon production

Anomaly mediated γ production

- process within SM, but not considered.



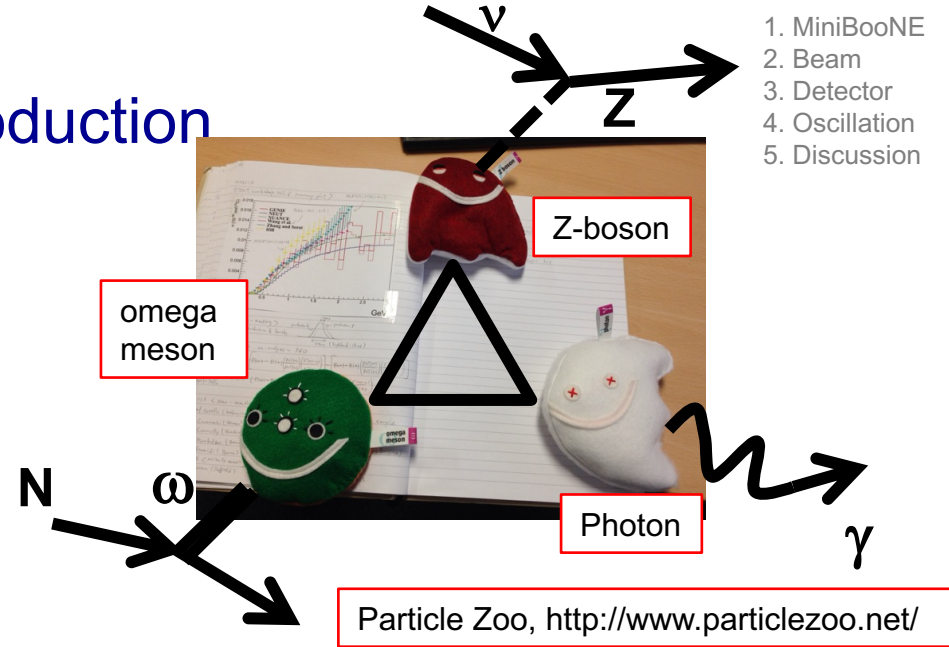
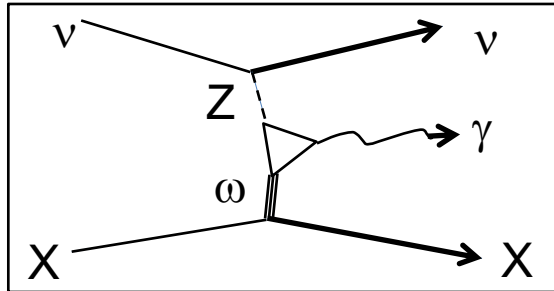
1. MiniBooNE
2. Beam
3. Detector
4. Oscillation
5. Discussion

5. Neutrino NC single photon production

1. MiniBooNE
2. Beam
3. Detector
4. Oscillation
5. Discussion

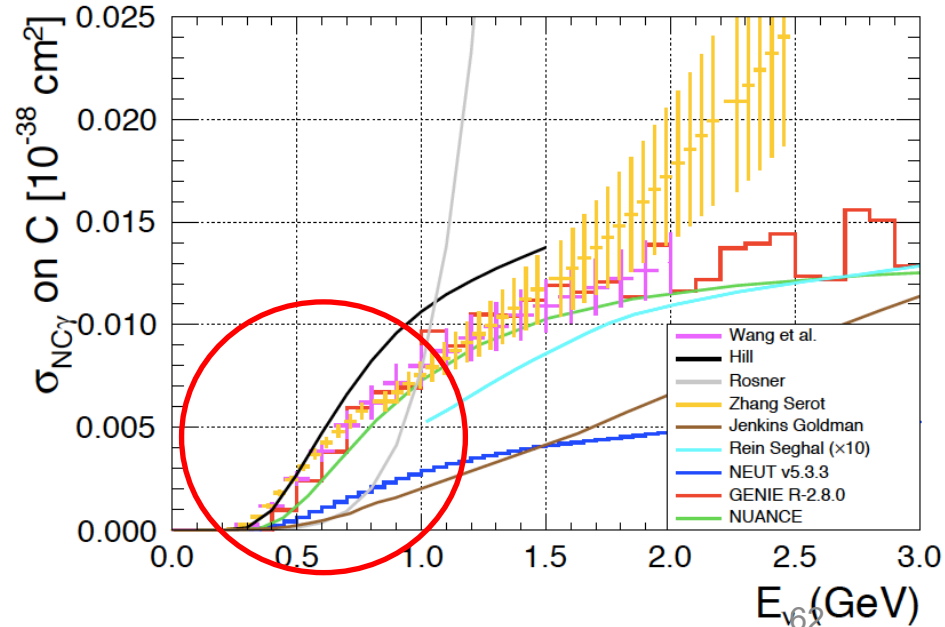
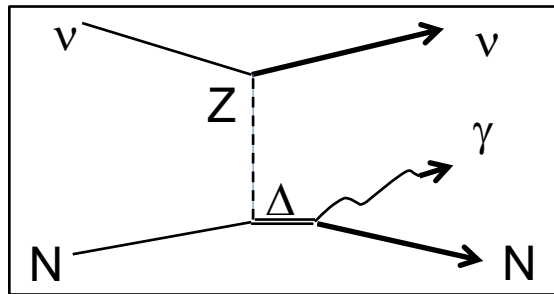
Anomaly mediated γ production

- process within SM, but not considered.



A lot of new calculations

- Δ -radiative decay with nuclear corrections.
- all theoretical models and generators more or less agree in MiniBooNE energy region.

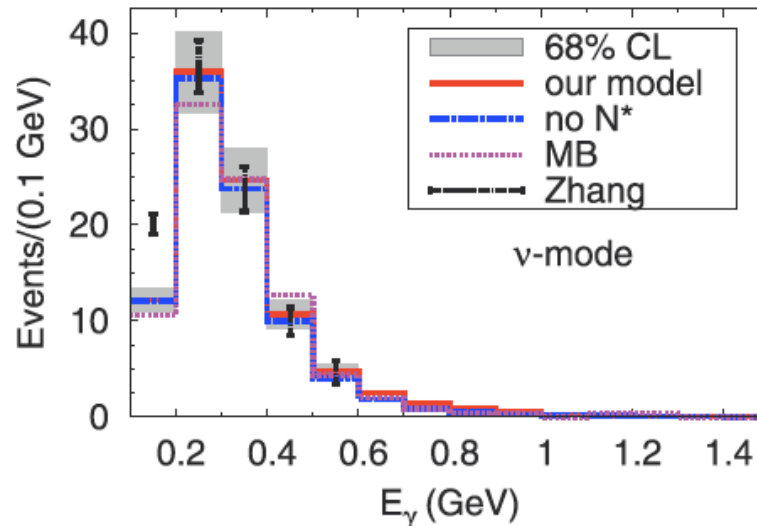


5. Neutrino NC single photon production

NC γ production prediction for MiniBooNE

- MiniBooNE provides efficiency tables to convert theory \rightarrow experimental distribution
- New models are more or less consistent with MiniBooNE NC γ model

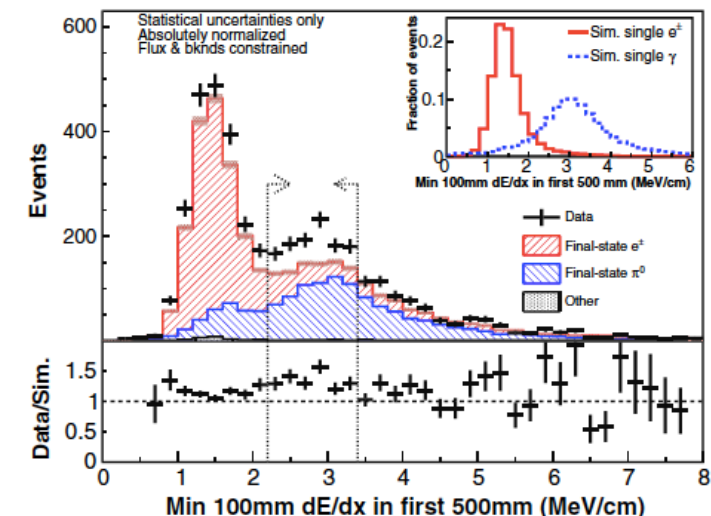
Hill, PRD84(2011)017501
 Zhang and Serot, PLB719(2013)409
 Wang et al, PLB740(2015)16



Are we missing any other background processes?

- It's easy to forget processes with $\sigma \sim 10^{-41} \text{ cm}^2$ (e.g., diffractive π^0 production $\sigma(1\text{GeV}) \sim 10^{-41} \text{ cm}^2$ was identified very recently by MINERvA, also neglected by all simulations)

MINERvA, PRL117(2016)111801


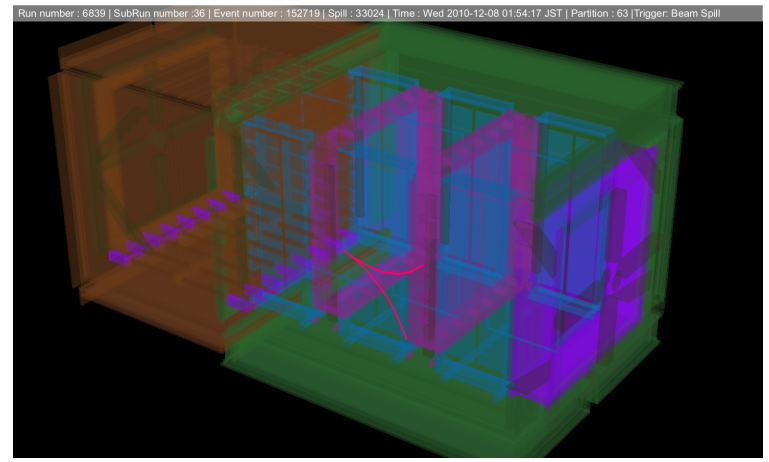


5. Neutrino NC single photon production

T2K near detector

- 95% pure photon sample ($M_{inv} < 50$ MeV)
- Large external photon background and internal π^0 production background. T2K can only set a limit.


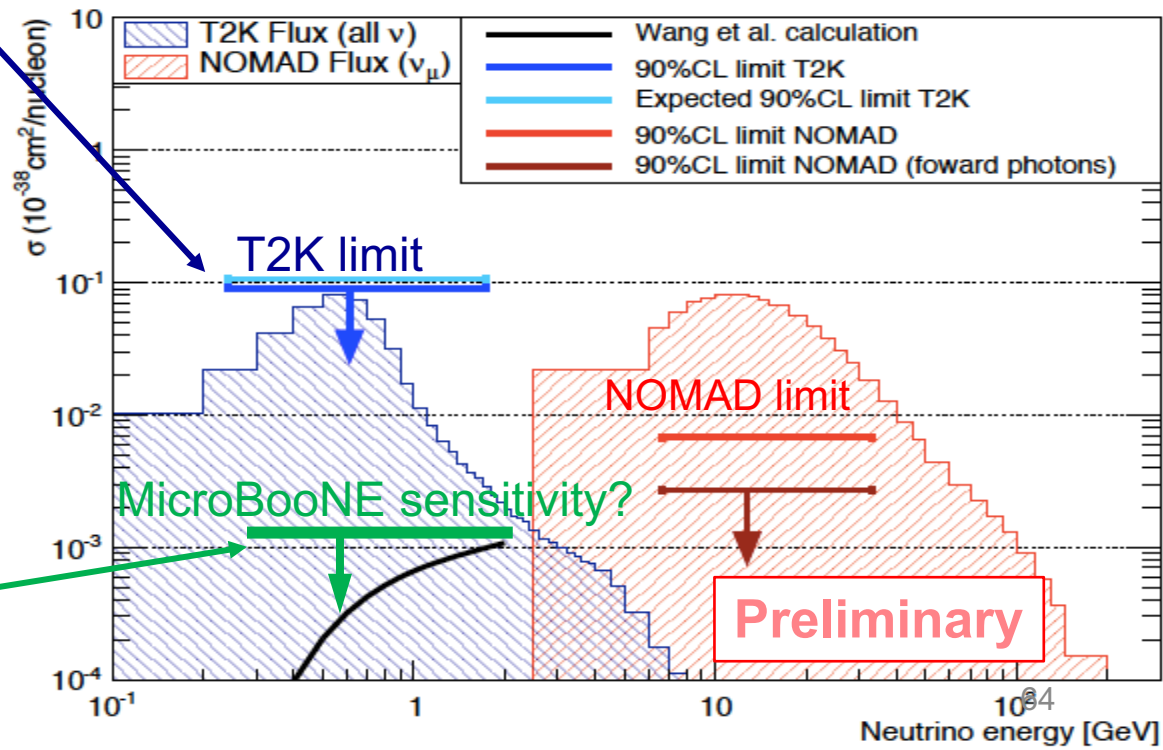
Pierre Lasorak
 Queen Mary (T2K)
 → Sussex (DUNE)

MicroBooNE

- First large ν -LArTPC in USA
- Good e/γ PID
- Large active veto region
- Good internal π^0 measurement
 → Good chance to measure the first positive signal of this channel.

Bobby Murrell
 Manchester
 (MicroBooNE)

5. BSM neutrino oscillation model

Lorentz violation as alternative neutrino oscillation model

- Making a new texture in Hamiltonian to control oscillations.
- Could explain all signals, including LSND and MiniBooNE.
- This moment, no LV-motivated models can explain all signals.

LV-motivated effective Hamiltonian

$$h_{\text{eff}}^{\nu} = A \begin{pmatrix} 1 & 1 & 1 \\ 1 & 1 & 1 \\ 1 & 1 & 1 \end{pmatrix} + B \begin{pmatrix} 1 & 1 & 1 \\ 1 & 0 & 0 \\ 1 & 0 & 0 \end{pmatrix} + C \begin{pmatrix} 1 & 0 & 0 \\ 0 & 0 & 0 \\ 0 & 0 & 0 \end{pmatrix},$$

where $A(E) = m^2/2E$, $B(E) = \hat{a}E^2$, and $C(E) = \hat{c}E^5$

It is extremely difficult to make a neutrino oscillation model without neutrino mass, but consistent with all high-precision data.

Test of Lorentz violation with neutrinos

- Almost all neutrino experiments look for Lorentz violation.
- Current best limits of Lorentz violation by neutrinos;
 - CPT-odd (dimension-3) $< 2.0 \times 10^{-24}$ GeV
 - CPT-even (dimension-4) $< 2.8 \times 10^{-28}$



It turns out neutrino experiments are one of the highest-precision tests of space-time effects!

PHYS ORG Nanotechnology Physics Earth Astronomy & Space Technology Chemistry Biology Other Sciences

Home > Physics > General Physics > July 16, 2018

New study again proves Einstein right: Most thorough test to date finds no Lorentz violation in high-energy neutrinos

July 16, 2018 by Jennifer Chu, Massachusetts Institute of Technology

633 Likes

3 Tweets

3 reddit

★ Favorites

✉ Email

🖨 Print

📄 PDF

The IceCube Lab at the South Pole. Credit: Martin Wolf, IceCube/NSF

Featured Last comments Popular

New extremely distant solar system object found during hunt for Planet X
Oct 02, 2018 9

Black holes ruled out as universe's missing dark matter
Oct 02, 2018 59

A new brain-inspired architecture could improve how computers handle data and advance AI
Oct 03, 2018 0

Touchdown! Japan space probe lands new robot on asteroid
Oct 03, 2018 5

Laser pioneers win Nobel Physics Prize
Oct 02, 2018 0

The universe should be a predictably symmetrical place, according to a cornerstone of Einstein's

5. BSM electron scattering

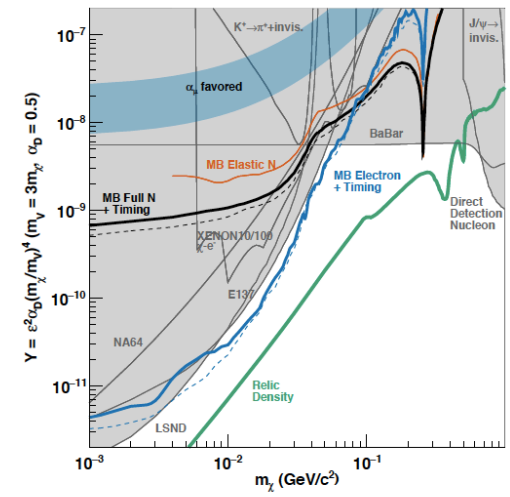
1. MiniBooNE
2. Beam
3. Detector
4. Oscillation
5. Discussion

Dark matter particle - electron scattering

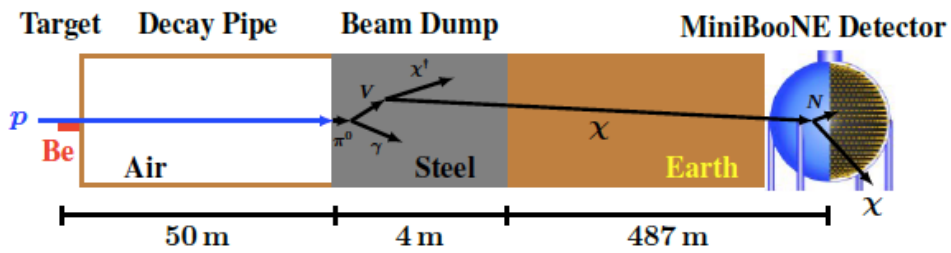
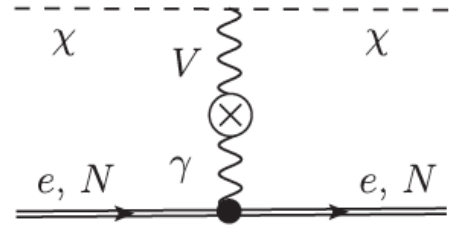
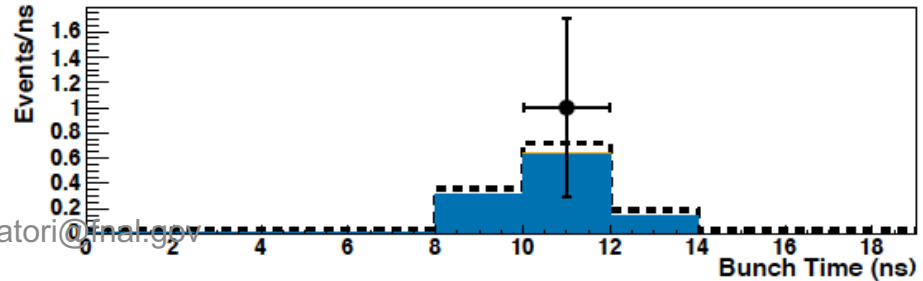
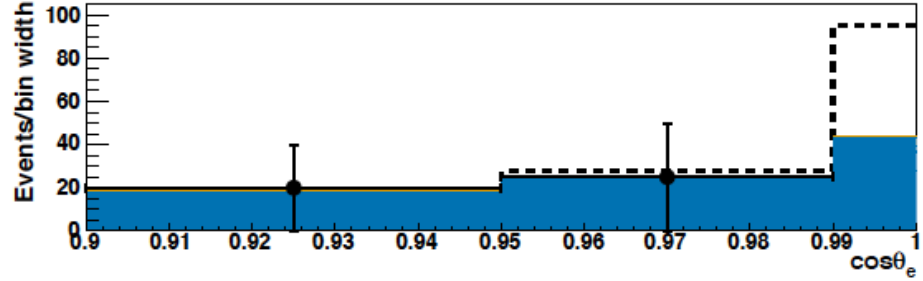
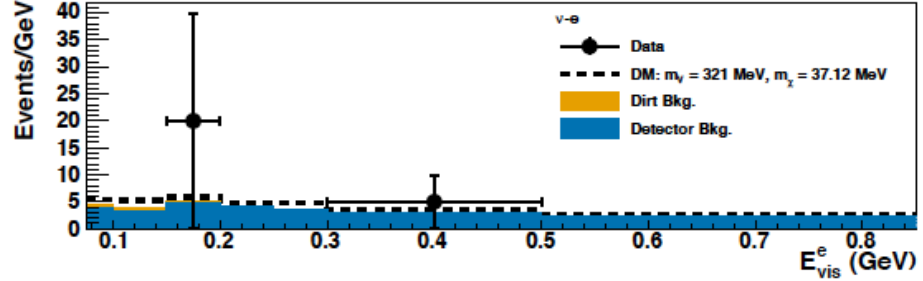
New particles created in the beam dump can scatter electrons in the detector.

However, MiniBooNE beam dump mode data shows no excess.

This result set limits on beam dump produced new particle – electron scattering interpretation.



(a) vector portal



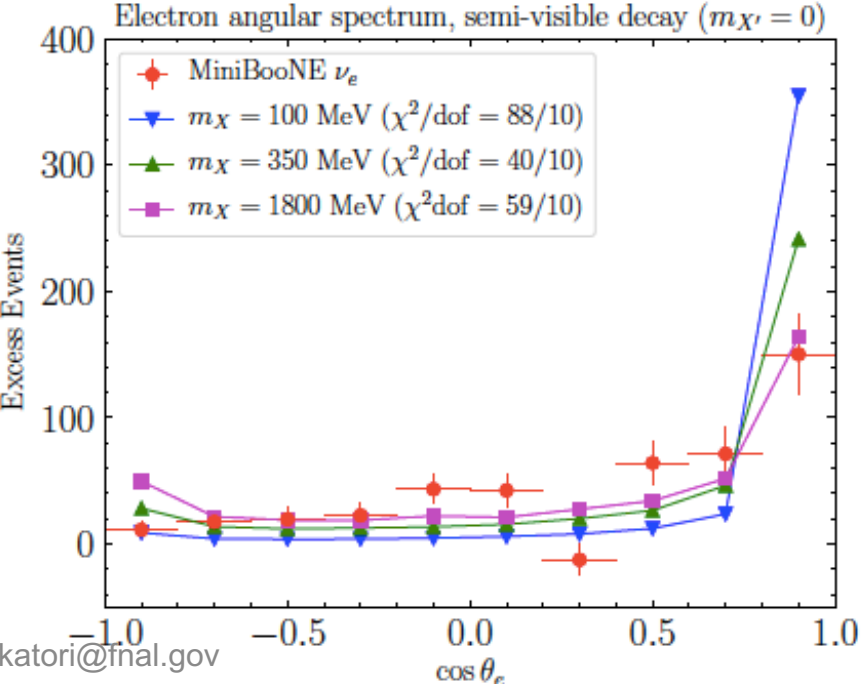
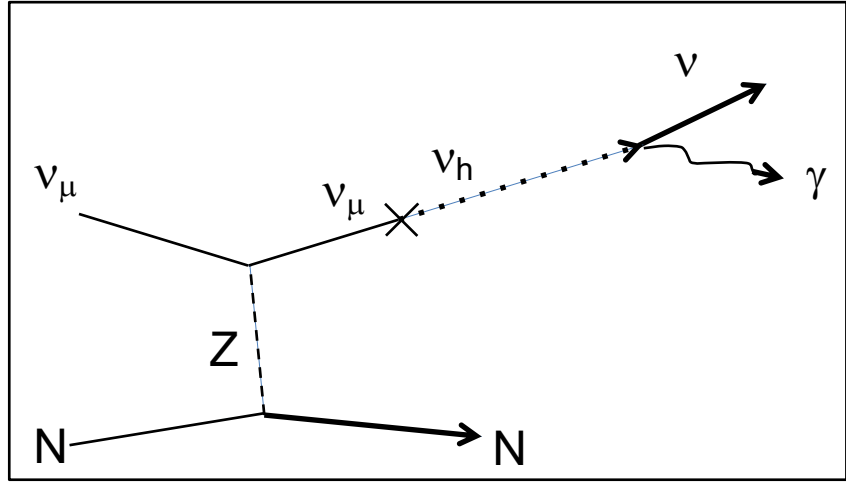
5. BSM photon production

Heavy neutrino decay γ production

- Minimum extension of the SM
- Heavy neutrinos are produced in the beamline by kinetically mix with SM neutrinos
- Heavy neutrinos decay to SM neutrinos in the detector.

These models have problems because they cannot reproduce the angular distribution of oscillation candidates.

heavy neutrino decay



5. BSM e^+e^- production

Heavy neutrino decay γ production

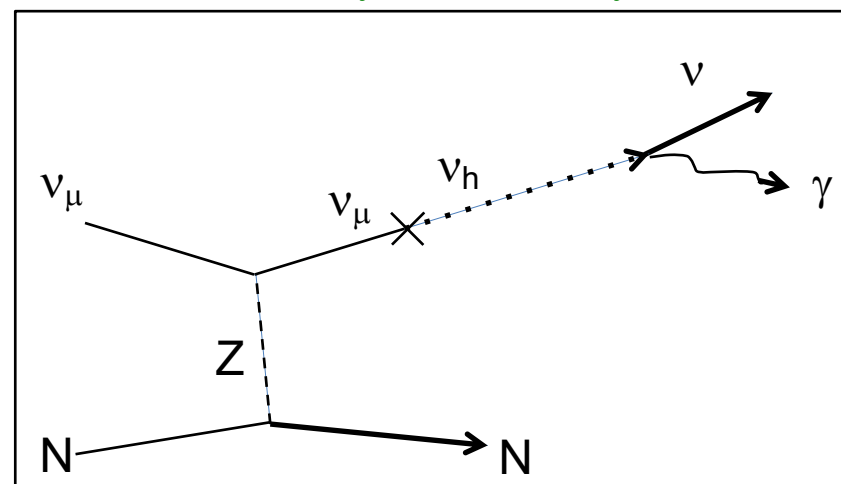
- Minimum extension of the SM
- Heavy neutrinos are produced in the beamline by kinetically mix with SM neutrinos
- Heavy neutrinos decay to SM neutrinos in the detector.

These models have problems because they cannot reproduce the angular distribution of oscillation candidates.

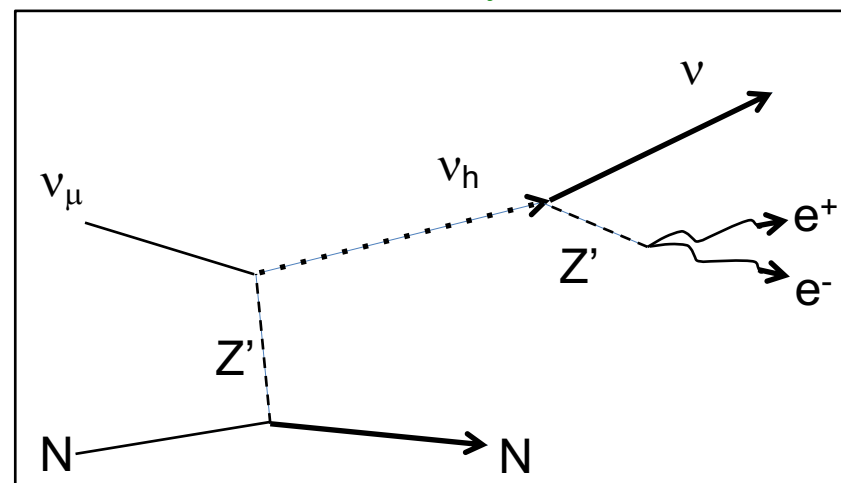
Z' decay model

A new class of models predict a heavy neutrino and a neutral heavy boson decaying to e^+e^- . These models explain both energy and angular distributions of MiniBooNE oscillation candidate data.

heavy neutrino decay



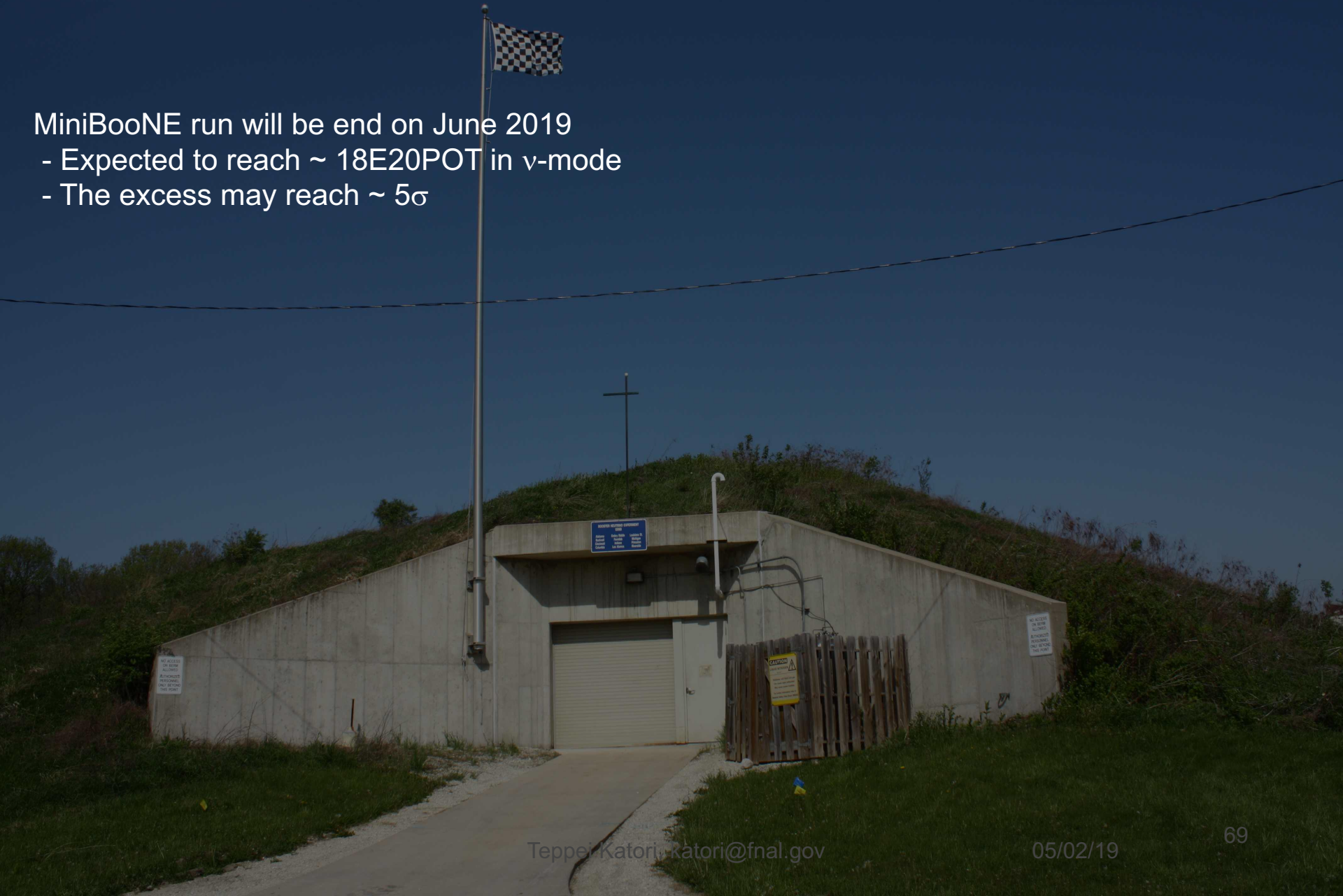
Z' decay



Future of MiniBooNE

MiniBooNE run will be end on June 2019

- Expected to reach $\sim 18E20$ POT in ν -mode
- The excess may reach $\sim 5\sigma$



Future of MiniBooNE

MiniBooNE run will be end on June 2019

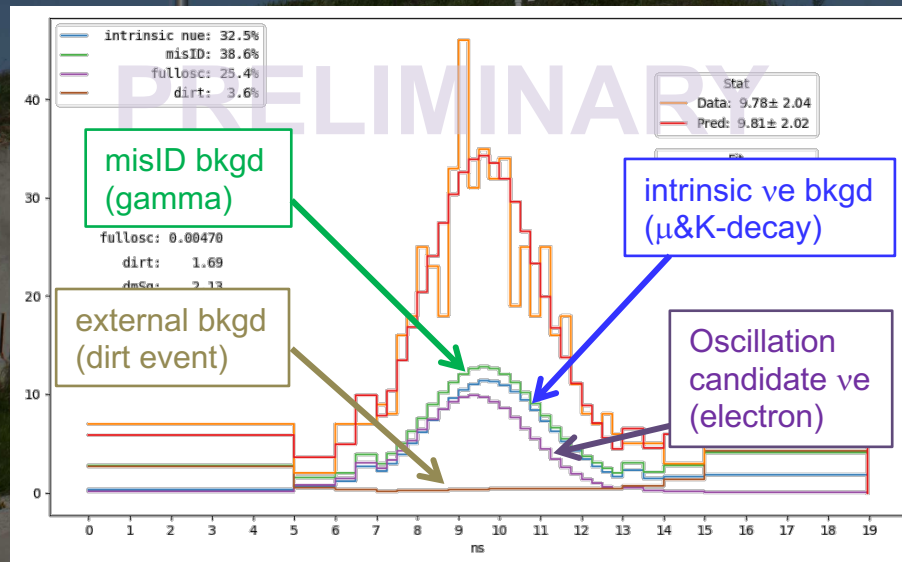
- Expected to reach $\sim 18E20$ POT in ν -mode
- The excess may reach $\sim 5\sigma$

Next oscillation analysis: timing background rejection

- It is possible to reject both intrinsic and misID backgrounds by timing (ongoing)

Bunch structure, data-MC comparison

- intrinsic bkgd: μ -decay ν_e , K-decay $\nu_e \rightarrow$ slow
- misID bkgd: photon conversion \rightarrow slow



Conclusion

MiniBooNE is a short-baseline neutrino oscillation experiment

After 15 years of running

- neutrino mode: 381.2 ± 85.2 excess (4.5σ)
- antineutrino mode: 79.3 ± 28.6 excess (2.8σ)

MiniBooNE has many legacies in this community

- Many useful tools
- Many useful people
- Many new topics
 - Neutrino cross section measurements
 - Test of Lorentz violation with neutrinos
 - Direct production & detection Dark Matter search with ν -detector
 - etc.

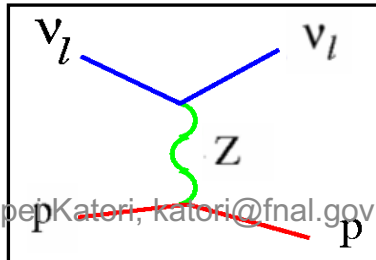
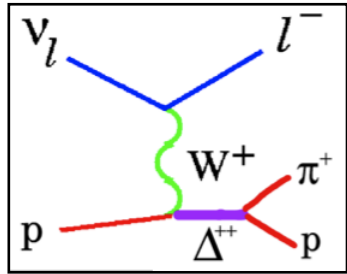
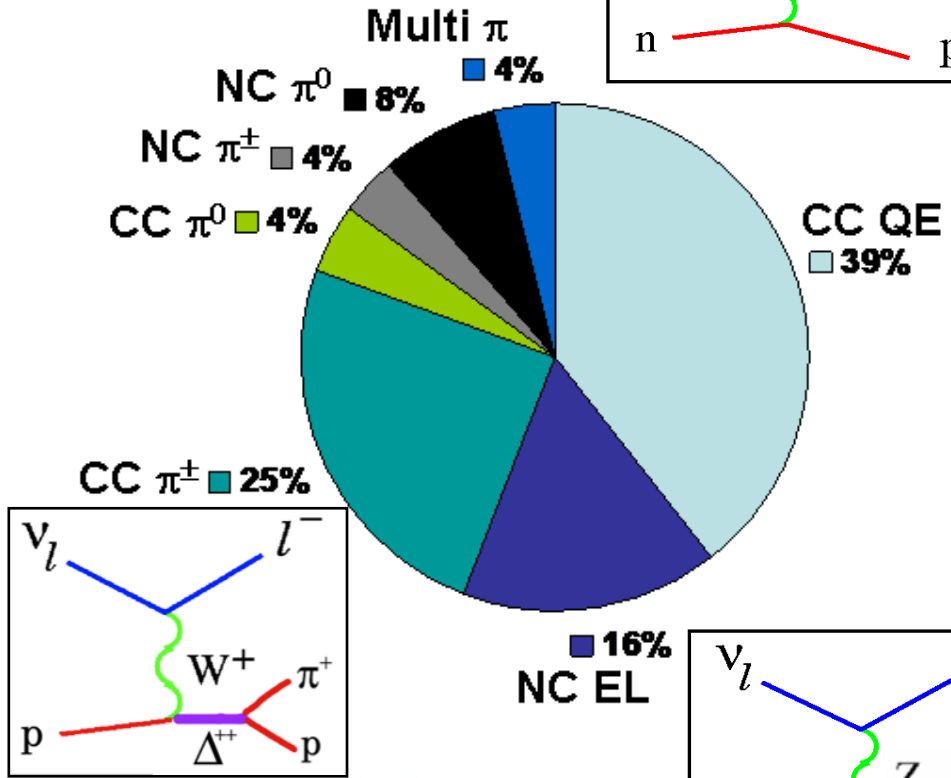
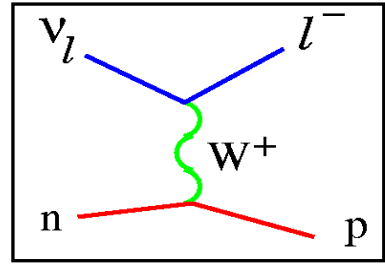
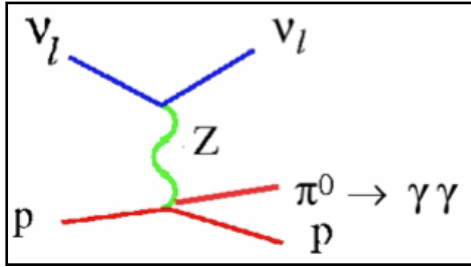
But the biggest legacy is the **short-baseline anomaly**

Thank you for your attention!

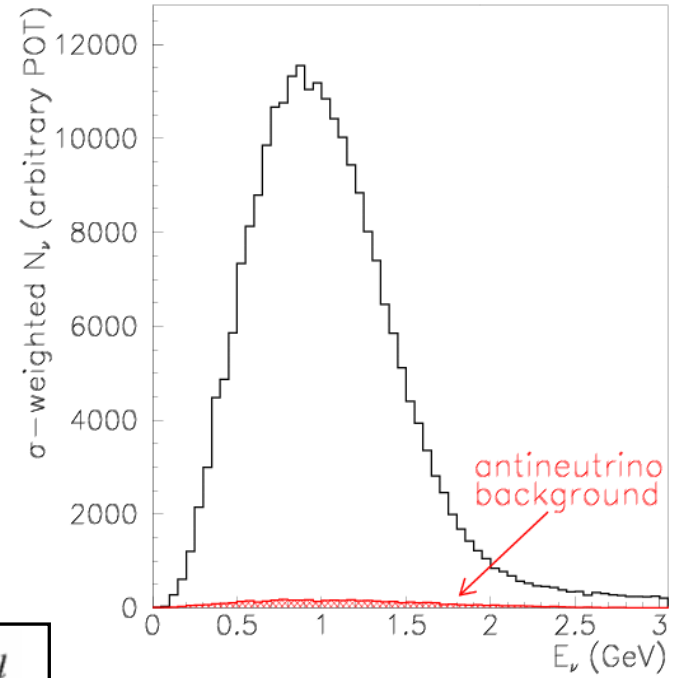
1. MiniBooNE
2. Beam
3. Detector
4. Oscillation
5. Discussion

backup

3. Cross section model



Predicted event rates before cuts
(NUANCE Monte Carlo)
Casper, Nucl.Phys.Proc.Suppl.112(2002)161



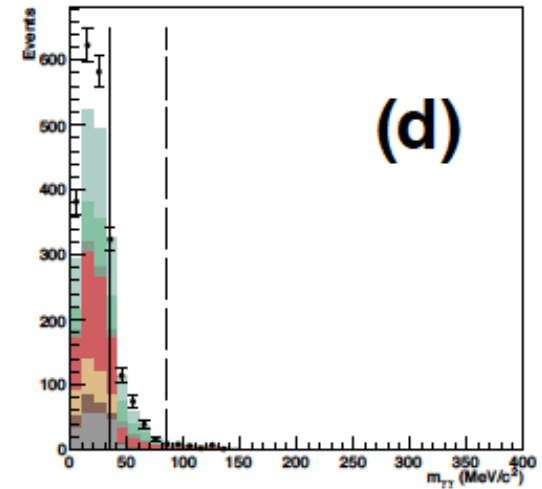
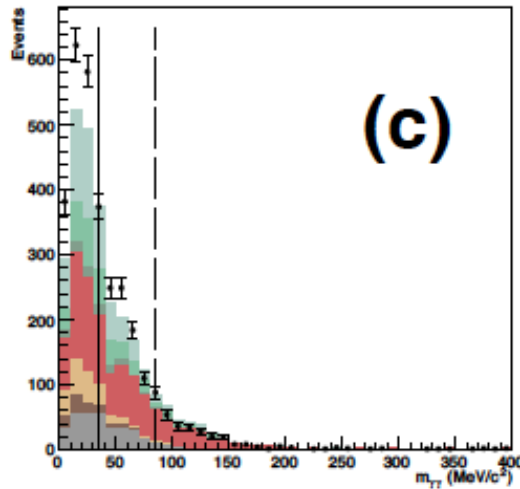
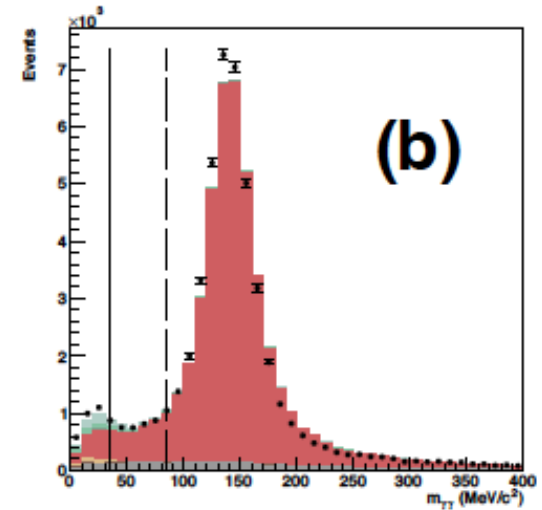
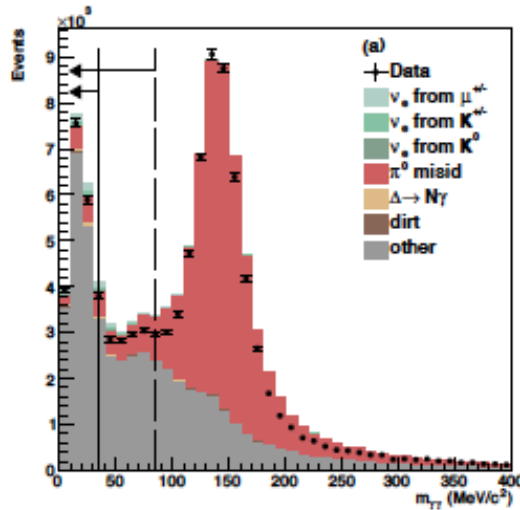
Event neutrino energy (GeV)

4. PID cuts Oscillation candidate events

4 PID cuts

- (a) Before PID cuts
- (b) After L(e/mu) cut
- (c) After L(e/ π^0) cut
- (d) After $m_{\gamma\gamma}$ cut

Old and new data agree within 2% over 8 years separation.



4. γ from π^0 constraint

$\pi^0 \rightarrow \gamma\gamma$

- not background, we can measure

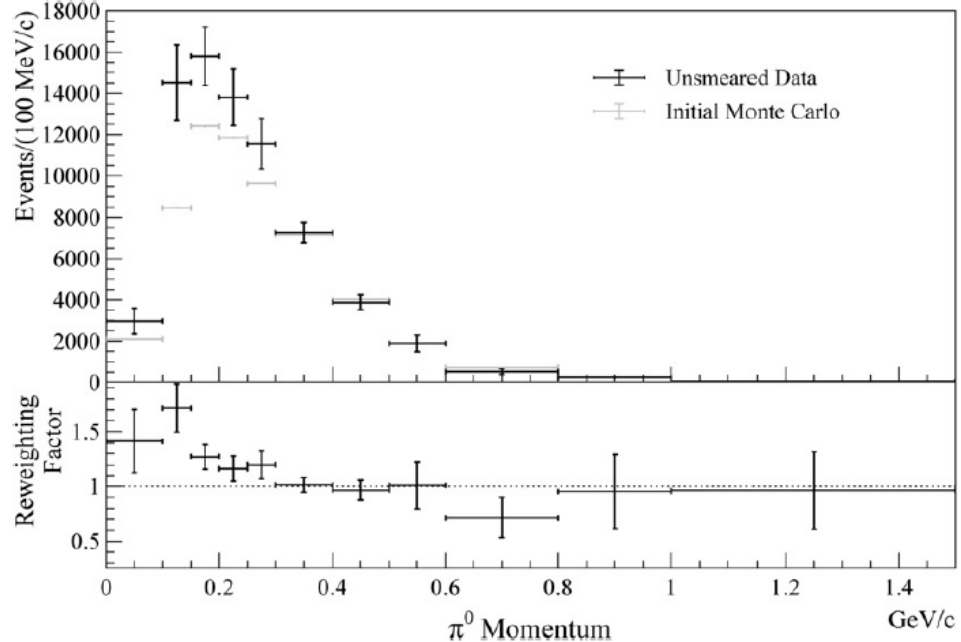
$\pi^0 \rightarrow \gamma$

- misID background, we cannot measure

The biggest systematics is production rate of π^0 , because once you find that, the chance to make a single gamma ray is predictable.

We measure π^0 production rate, and correct simulation with function of π^0 momentum

π^0 momentum data-MC comparison



2-gamma-ray opening angle

