

# Studies of Reactor $\nu A_{el}$ & Neutrino Electromagnetic Interactions

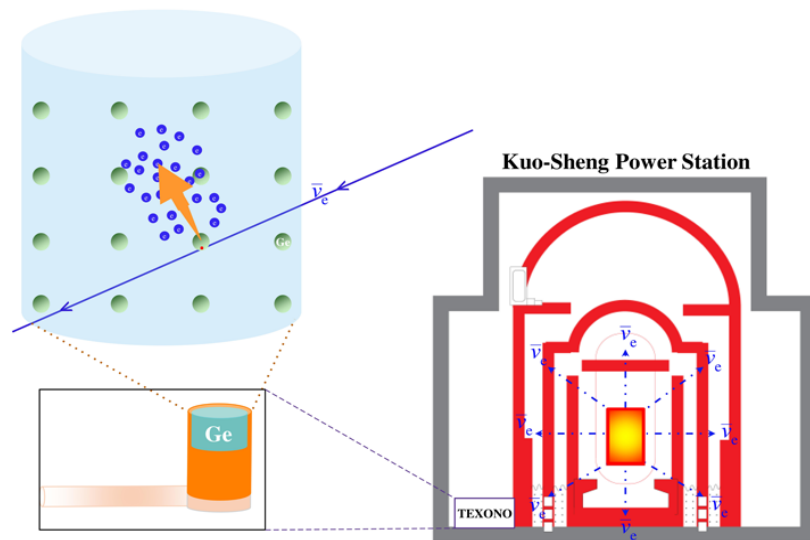
@ KSNL with TEXONO

**Manoj Kumar Singh**

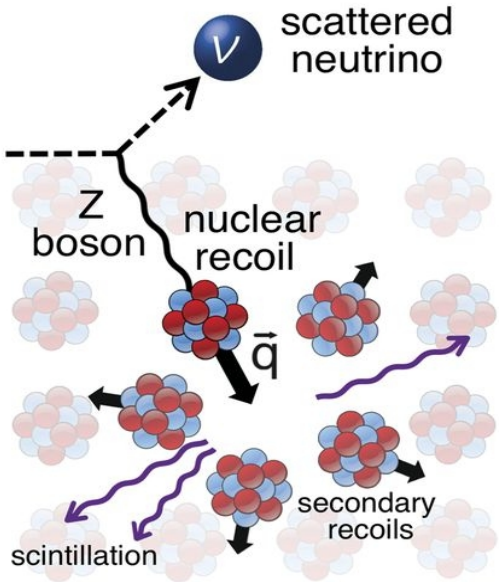
On behalf of the TEXONO Collaboration

*Institute of Physics, Academia Sinica*

Based on – arXiv:2606.16864 (2026)



# Introduction



## ★ Coherent Elastic Neutrino-Nucleus Scattering ( $\nu A_{el}$ )

- ❑ Electroweak NC Process
- ❑ Allowed in Standard Model

👉 **Proposed right after discovery of Neutral Current**  
**D. Z. Freedman [1974]**

## ★ Exchange of $Z^0$ – Boson

## ★ Signature: sub-keV Nuclear Recoils

## ★ Coherent: Outgoing nucleon wave-functions remain in-phase [ $E_\nu < \mathcal{O}(10)\text{MeV}$ ]

## ★ Elastic: Target remains in the same energy state

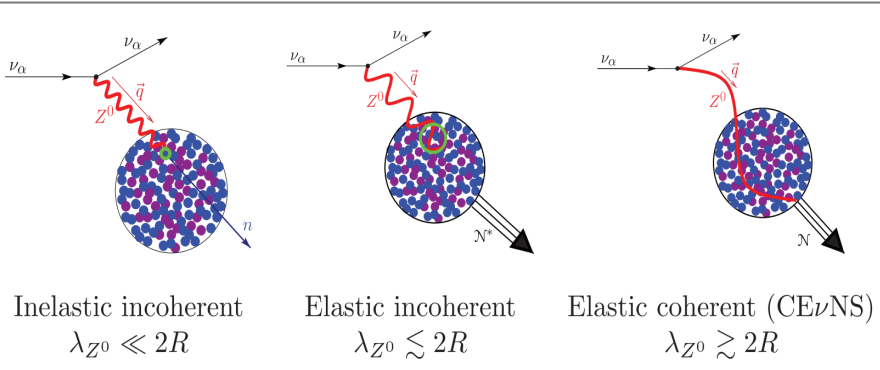
$$\frac{d\sigma_{\nu A_{el}}}{dq^2}(q^2, E_\nu) = \frac{1}{2} \left[ \frac{G_F^2}{4\pi} \right] \left[ 1 - \frac{q^2}{4E_\nu^2} \right] [\epsilon Z F_z(q^2) - N F_N(q^2)]^2$$

## Why $\nu A_{el}$ Matters ?

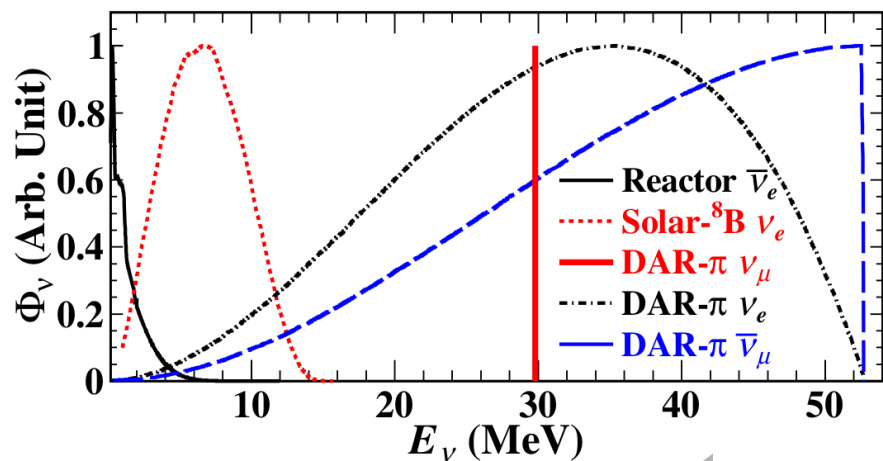
- ❑ **Blind to flavor**
- ❑ **Precision test of SM & Neutrino Properties**
- ❑ **Neutrino floor for Dark Matter**
- ❑ **Extensions of SM, & NSI's test**
  - **Beyond Standard Model (BSM) Searches**
- ❑ **Reactor monitoring .....**

## Observation

1. SNS – COHERENT  
CsI – [2017]
2. Solar  $\nu$  – PandaX & Xenon  
LXe – [2024]
3. Reactor  $\nu$  – CONUS+  
Ge – [2025]

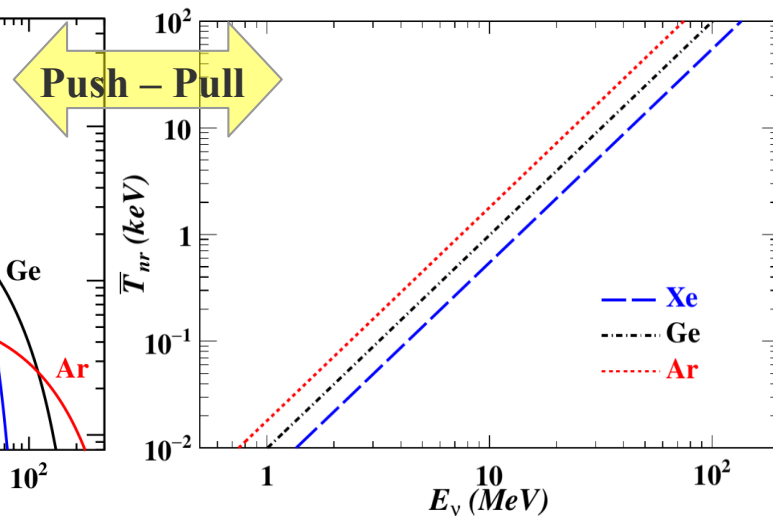
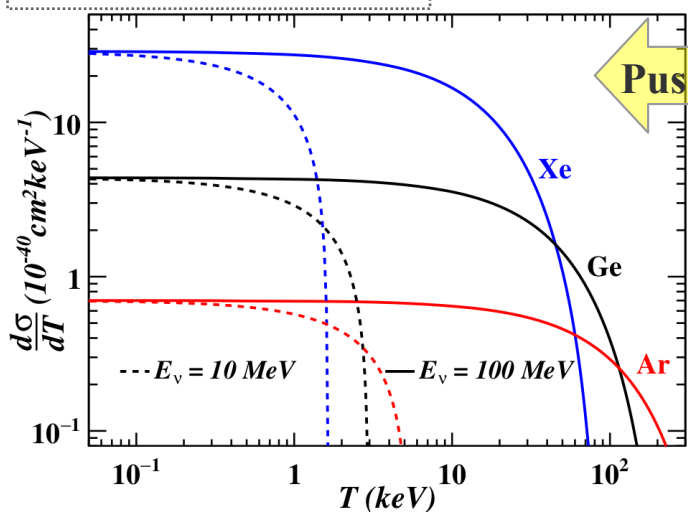


# Reactor and Ge for $\nu A_{el}$ study



COHERENCY ←

PRD 93, 113006 (2016)



Sources:

Solar, Accelerator, Reactor

➤ Reactor:

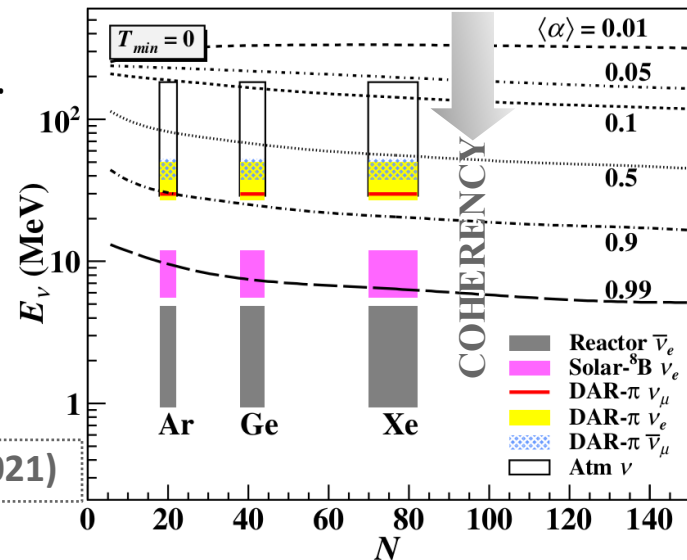
Intense  $\oplus$  Pure  $\nu_e$ -flux

$\sim 10^{12} \text{ cm}^{-2}\text{s}^{-1}$

●  $> 99\%$  Coherent process

(anti- $\nu_e < 10 \text{ MeV}$ )

PRD 103, 092002 (2021)



Ge: A well-suited Target

●  $\nu A_{el}$  Largest Cross Section

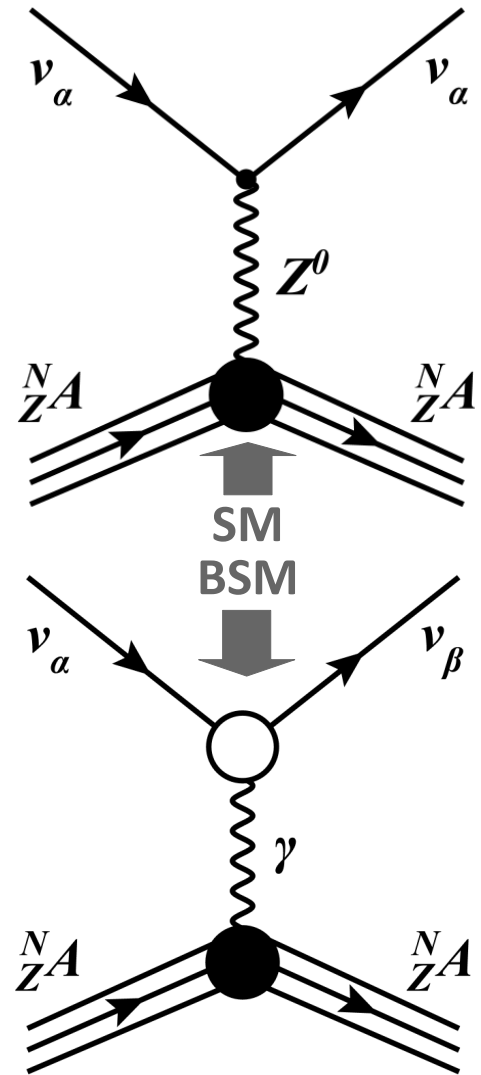
@ low-energy  $\nu$

● Favors heavy nuclei  $\rightarrow N^2$  Enhancement

● Ge:

- Low Energy Threshold Potential (key advantage)
- Excellent Energy Resolution
- Push-Pull scenario

# BSM (Neutrino Magnetic Moment $\mu_\nu$ ) – via $\nu A_{el}$



- Neutrino- $\gamma$  Couplings  $\rightarrow$  Consequence of Neutrino Mass
- Constitute Intrinsic **Neutrino Properties BSM**
- Among these:

- NMM ( $\mu_\nu$ ): Sensitive probe in LE Experiments including  $\nu A_{el}$
- $\nu A_{el}$  Process: Induced by  $\mu_\nu$  is Coherent ( $F_{em}(q^2 \rightarrow 0) \approx 1$ )
- Cross Section Scales as  $Z^2$

Phys. Rev. D 39, 3378 (1989)

$$\left[ \frac{d\sigma_{\nu A_{el}}}{dT_{nr}} \right]_{\text{odd-A}} = \frac{\pi\alpha_{em}^2\mu_\nu^2}{m_e^2} \left[ \frac{1 - T_{nr}/E_\nu}{T_{nr}} Z^2 - \frac{T_{nr}}{2E_\nu^2} \mu_N Z + \frac{(2 - T_{nr}/E_\nu)^2 - 2MT_{nr}/E_\nu^2}{8M} \mu_N^2 \right]$$

**Odd-A Nuclei**

@ Low Recoil Energy regime  
( $T_{nr}/E_\nu \ll 1$ )

$$\left[ \frac{d\sigma_{\nu A_{el}}}{dT_{nr}} \right]_{\text{spin-zero}} = \frac{\pi\alpha_{em}^2\mu_\nu^2}{m_e^2} \left[ \frac{1 - T_{nr}/E_\nu}{T_{nr}} + \frac{T_{nr}}{4E_\nu^2} \right] Z^2$$

**Even-A Nuclei**

$$\frac{d\sigma_{\nu A_{el}}}{dT_{nr}} \simeq \frac{\pi\alpha_{em}^2\mu_\nu^2}{m_e^2} \frac{Z^2}{T_{nr}}$$

● Further: Millicharge, Charge Radius,.... via  $\nu$ -N 4

# Quenching Factor (Ge)

Quantifies

**Ionization Efficiency of Nuclear Recoils**

*Recoil Spectrum* → Convolved with  
*Quenching Factor*

$$\frac{dR}{dE_I} = \frac{dR}{dE_R} \left( \frac{1}{Q} - \frac{E_I}{Q^2} \frac{dQ}{dE_I} \right)$$

We follow:

Standard Lindhard Quenching Function

$$Q(E_R) = \frac{kg(\epsilon)}{1 + kg(\epsilon)}$$

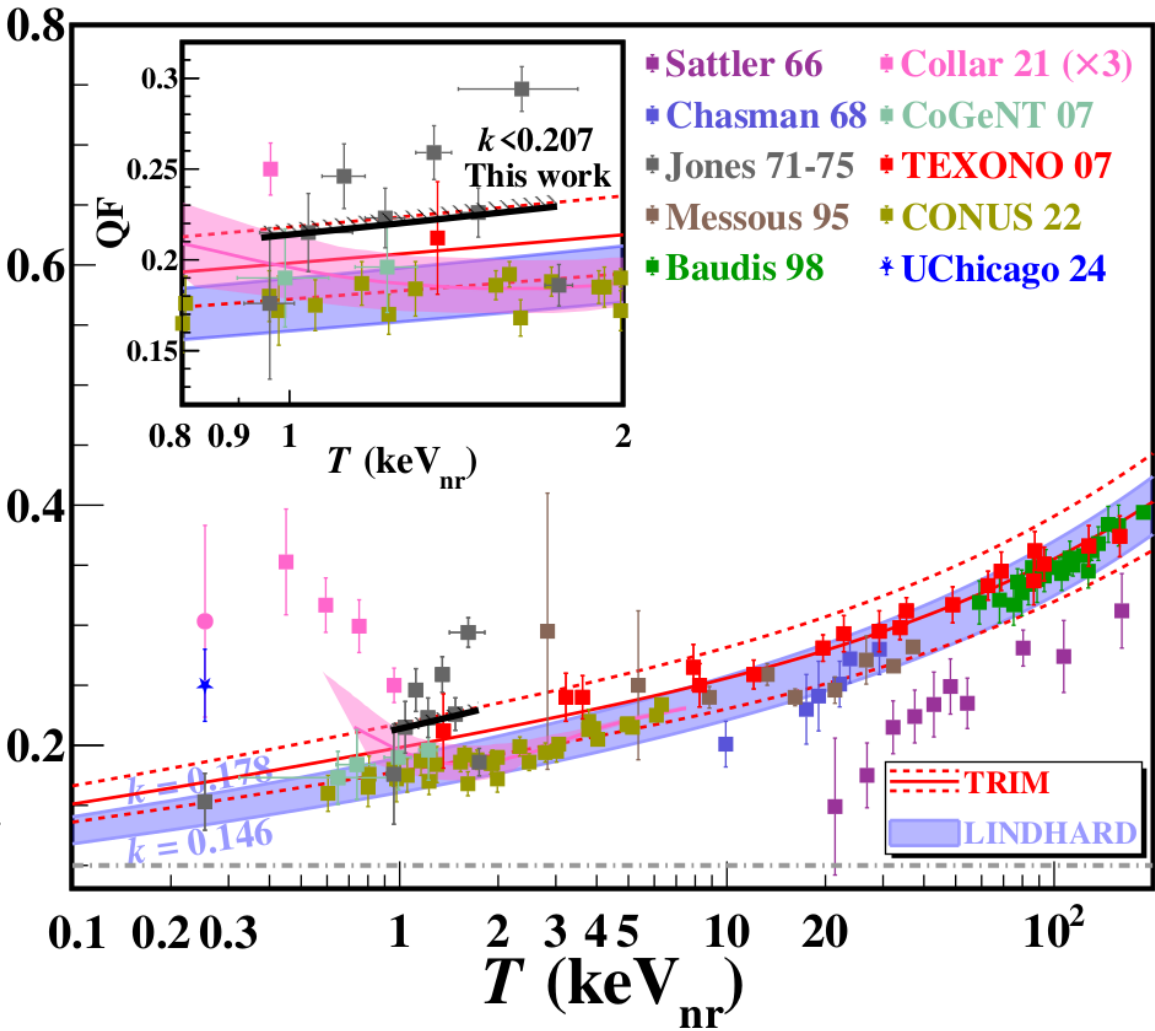
- ☑  $k$ : A Measure of Electronic Energy Loss
- ☑ Lindhard  $k = 0.157$  (Ge)
- ☑  $g(\epsilon)$ : Empirical fitting function of dimensionless  $\epsilon$

Further Research:

Accurate knowledge of QF is Essential

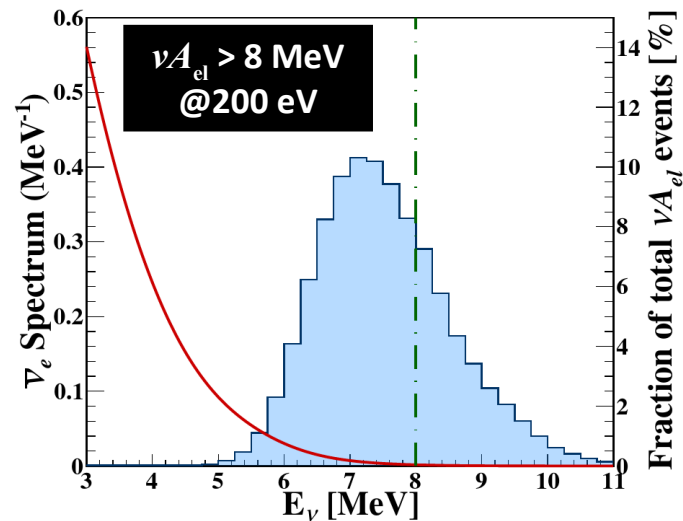
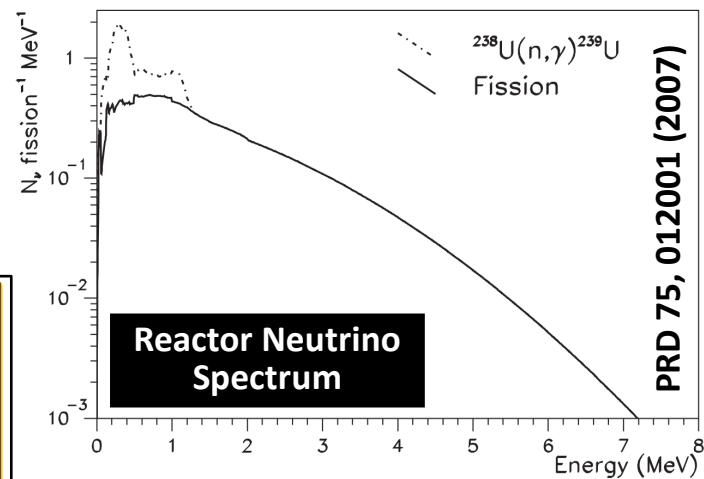
1. Precisely interpreting  $\nu A_{el}$  data
2. Low energy responses in Ge

QF



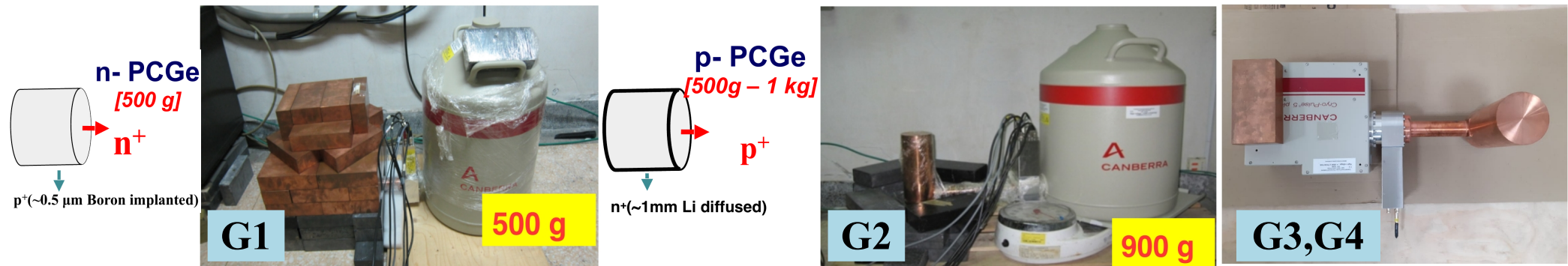
# TEXONO [Taiwan EXperiment On Neutrino]

- **Location:** @ Kuo-Sheng Nuclear Power Plant -II [Northern shore of Taiwan]
- **Theme:** Low Energy Neutrino Physics & Dark Matter Searches
- **Collaboration:** India, China [CDEX] & Turkey
- **Flux:** Reactor Power of 2.9 GW  $\rightarrow 6.35 \times 10^{12} \text{ cm}^{-2}\text{s}^{-1}$  @ distance of 28 m
- **Shielding:** 30 m.w.e. Overburden



- Reactor- $\nu$  analyses  $\rightarrow$  Traditionally restricted  $E_{\nu} < 8 \text{ MeV}$
- Recent measurements [Daya Bay & JUNO]  $\rightarrow$  HE Tail 8-11 MeV
- Total cross section  $\nu A_{el} \propto E_{\nu}^2$
- HE Tail  $\rightarrow$  Contribute 30% of total  $\nu A_{el}$  events [@ 200 eV Thrs.]

# Point-Contact HPGe Detector @ TEXONO



Generation	Mass (g)	Pulsar FWHM ( $eV_{ee}$ )	Threshold ( $eV_{ee}$ )
G1	500	130	500
G2	900	100	300
G3	500	70	200
	1430	70	200
G4	900	~50	~150

LN<sub>2</sub>

Electro-cool

- ↘ Custom Cold-tip temp.
- ↘ Compact Design
- ↘ Real-time monitoring
- ↘ No LN<sub>2</sub> required
- ↘ Less micro-phonic noise

**Electro-cooled**  
**pPCGe**  
**(0.5, 0.9, 1.43 kg)**  
**nPCGe**  
**(0.5 kg)**

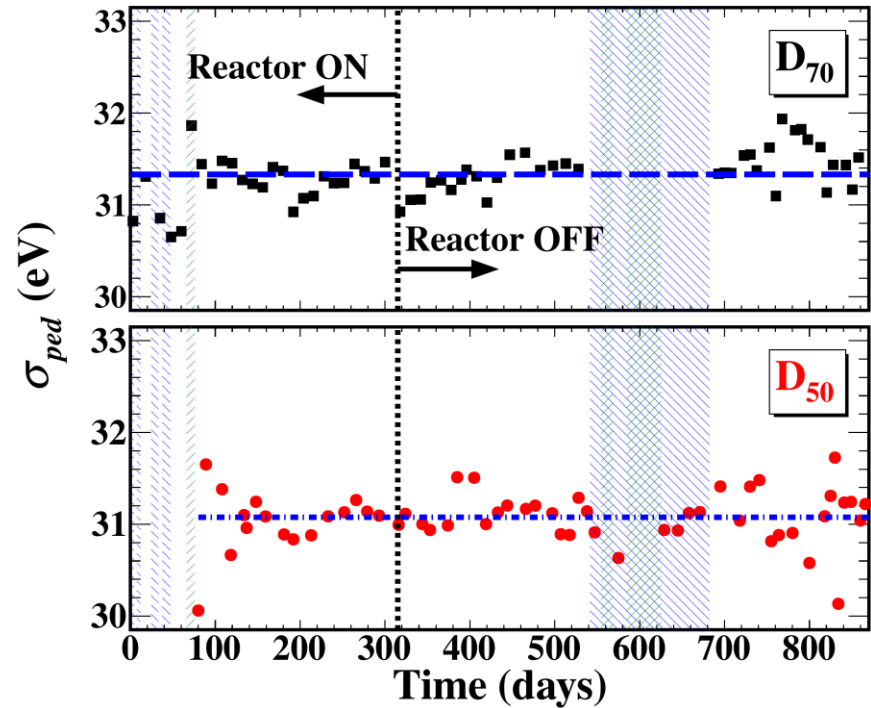
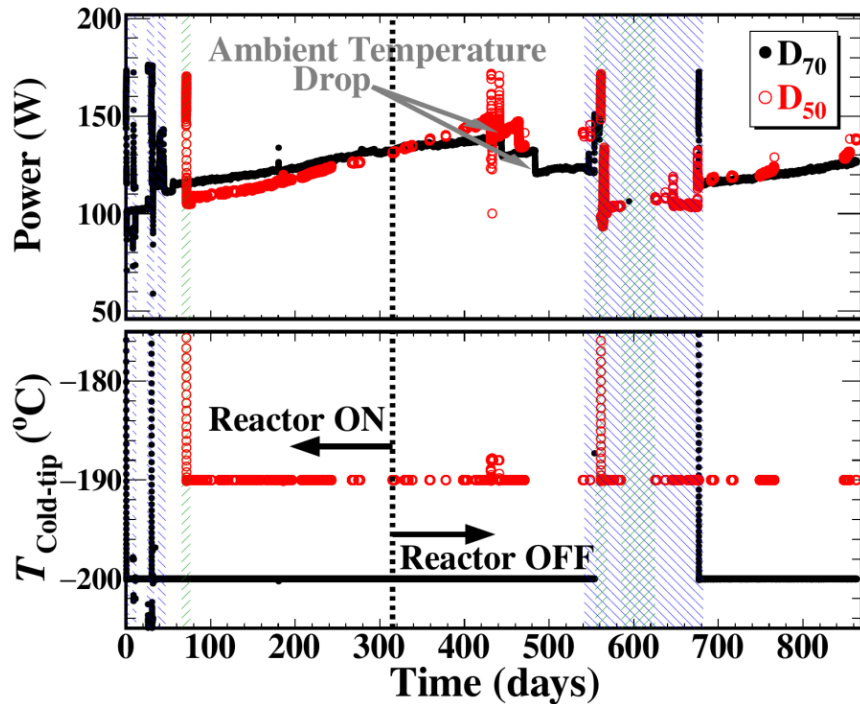
**This Analysis**

## $\nu A_{el}$ Data Analysis Strategies:

- Events identified in 8 categories
- CR<sup>±</sup> ⊗ AC<sup>±</sup> ⊗ B/S [ Cosmic-Ray / Anti-Compton / Bulk or Surface ]
- CR<sup>-</sup> ⊗ AC<sup>-</sup> ⊗ B are **PHYS** candidate ( $\nu/\chi$ ) events, uncorrelated with other signals
- Others are “background/benchmark” samples, in situ with PHYS data

- Benchmark samples for optimizing analysis parameters & procedures, monitor stability & performance, measuring efficiencies, & **reducing systematic uncertainties**
- Optimized procedures & parameters applied to analysis of **PHYS** Samples

# Stability [ $>3.5$ Years $\oplus$ COVID-19 Period]



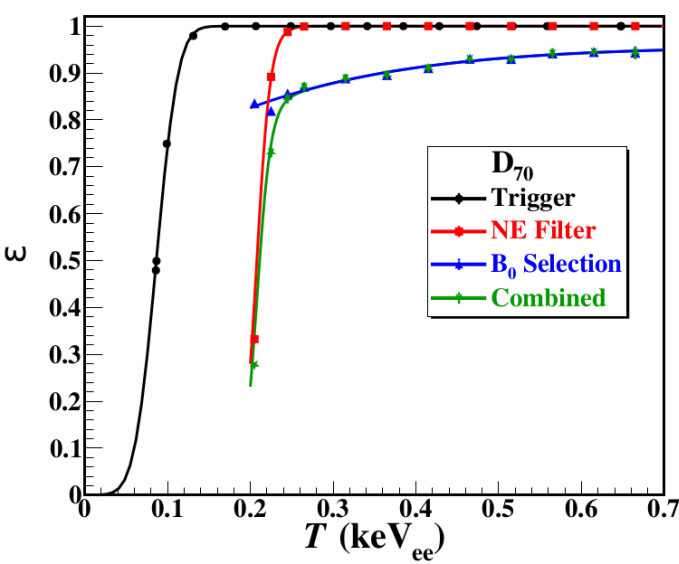
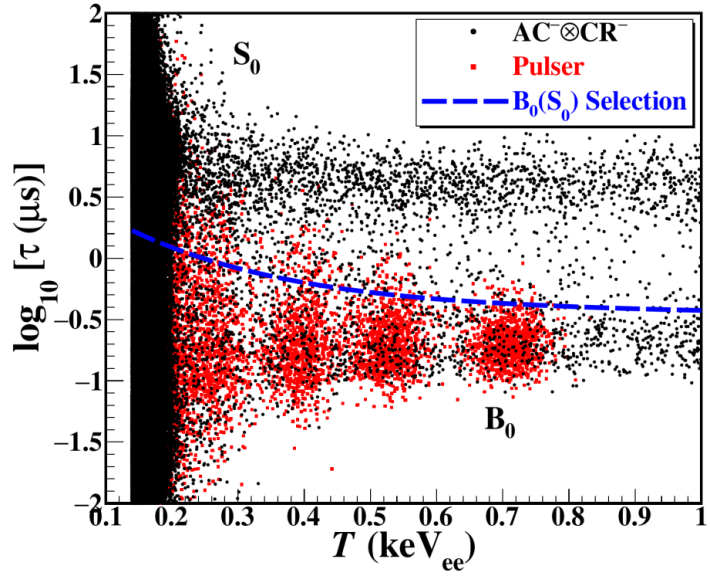
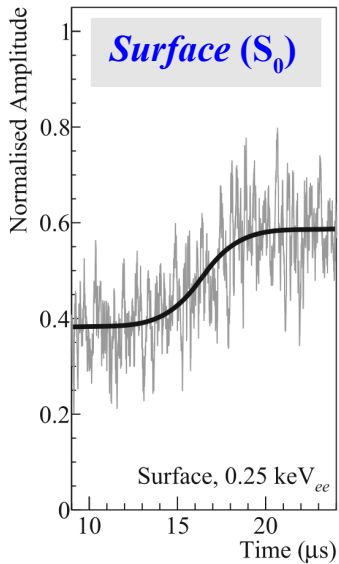
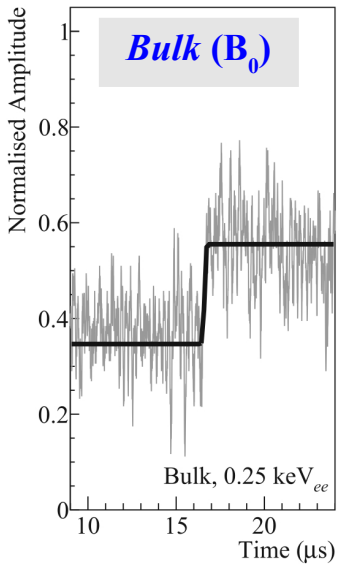
## Secured key Parameters for D70 & D50:

- 200 eV Threshold
- Pulsar FWHM 70 eV
- Controlled Background

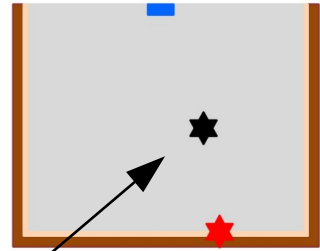
- ▶▶ Cold-tip temp. **Offset =  $\pm 0.05^\circ\text{C}$**
- ▶▶  $\sim 15$  hrs.  $\Rightarrow$  Room Temp.  $\rightarrow$  Set Temp.
- ▶▶  $\sim 12$  hrs.  $\Rightarrow$  Set Temp.  $\rightarrow$  Room Temp.
- ▶▶  $\sigma_{\text{RMS}} = 31.3(31.2)$  eV for D70(D50)
- ▶▶  $\sigma_{\text{RMS}}$  **Fluctuations  $\approx 3.5(2.8)$  eV for D70(D50)**

† D70 [70 $\times$ 70 – 1430 g] & D50 [50 $\times$ 50 – 500 g] pPCGe Detectors

# Signal Selection & Efficiency



- n+ dead layer (~1mm)
- transition region (~0.1mm)
- active volume



**Bulk Event**

- Full Energy Deposit
- Drift → Fast

**Surface Event**

- Partial Energy Deposit
- Diffuse & Drift → Slow

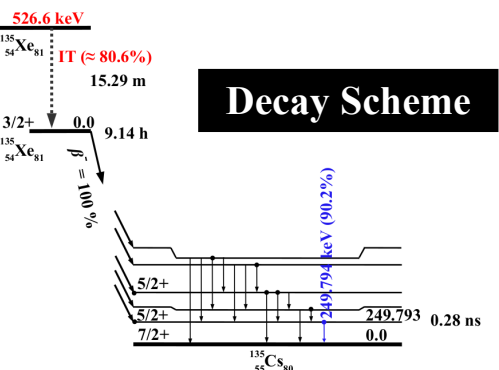
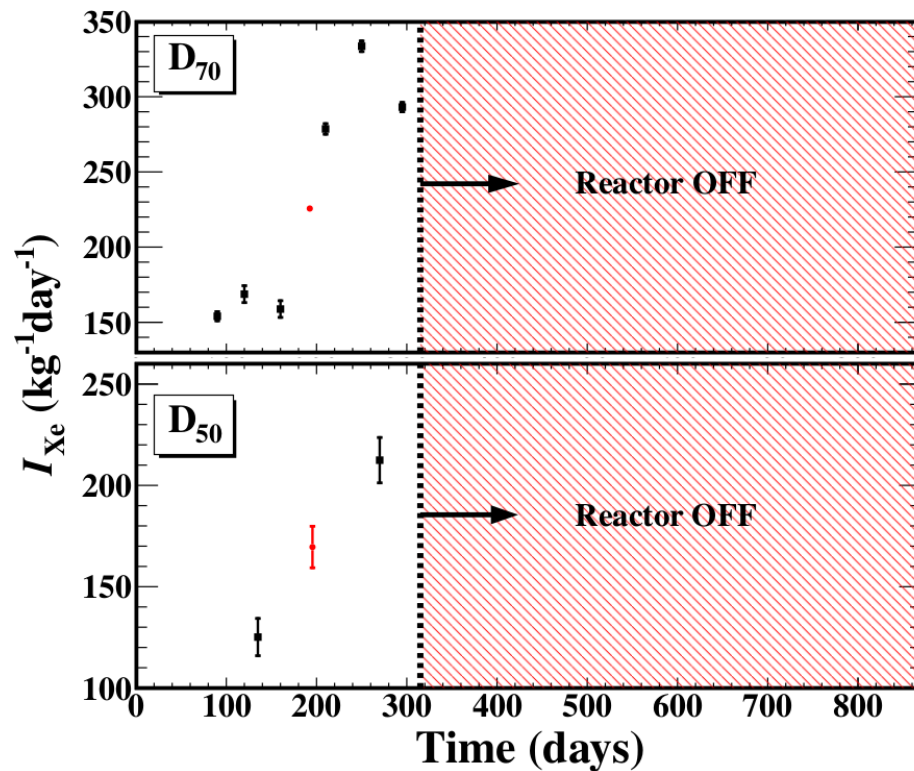
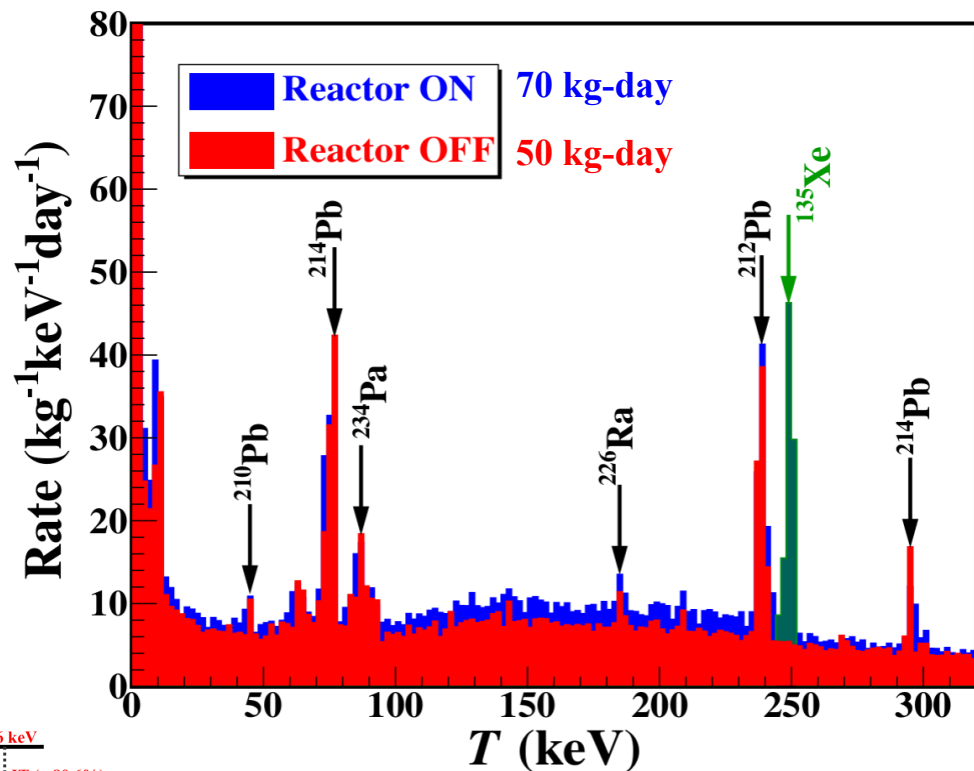
Pulse Rise-Time ( $\tau$ )

$$\frac{1}{2}A_0 \times \tanh\left(\frac{t-t_0}{\tau}\right) + P_0$$

## $B_0/S_0$ Selection

- ☑ Largest source of systematic uncertainty
- ☑ Multiple approaches for corrections [sub-keV region]
- ☑ **Current Analysis: Optimized Pulsar Reference as Bulk events**
- ☑ Efficiency >80%

# Reactor ON-Related $^{135}\text{Xe}$ Background – [250-keV $\gamma$ ]



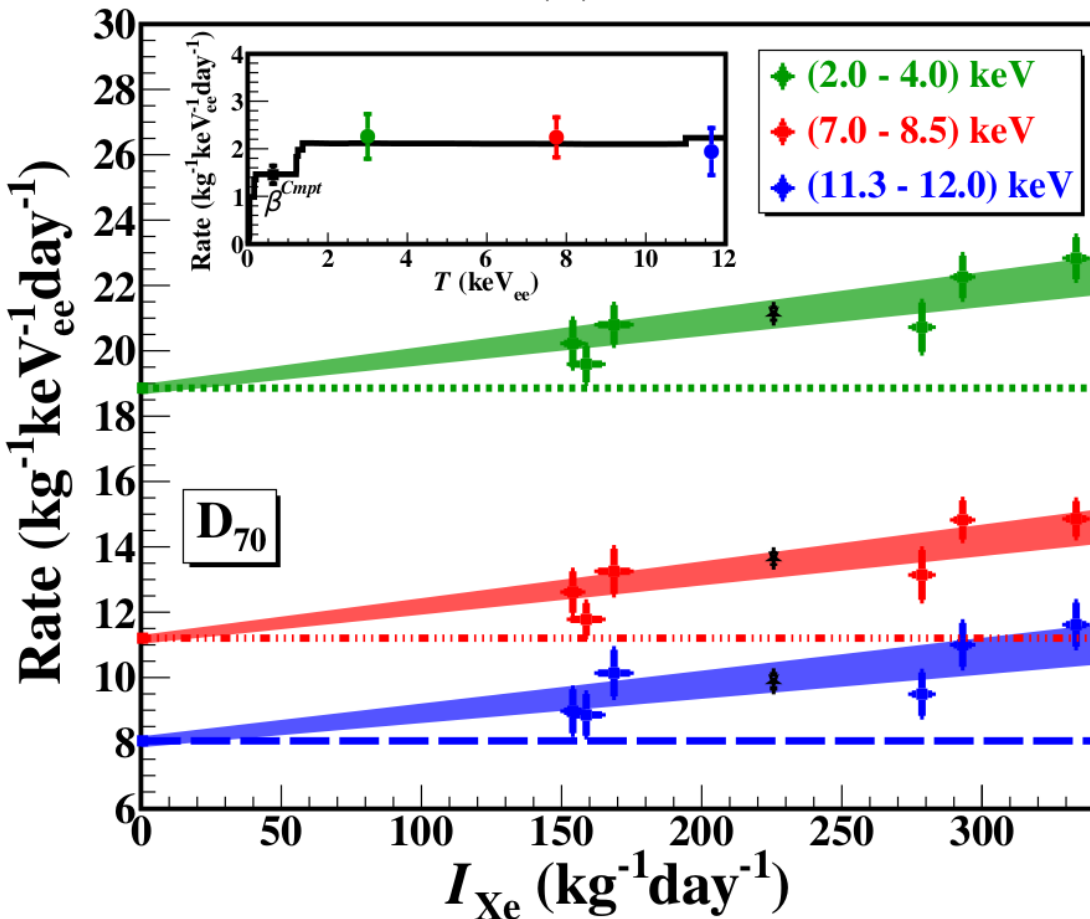
**Decay Scheme**

**Anomalous Background**  
**Reactor ON Periods**

- ☞ A Decay Product of  $^{235}\text{U}$
- ☞ Good Neutron Absorber
- $^{135}\text{Xe} \rightarrow ^{135}\text{Cs}^* + \text{anti-}\nu_e + e^-$  **Poison For Reactor**
- $^{135}\text{Cs}^* \rightarrow ^{135}\text{Cs} + \gamma$  (249.8 keV)
- ☞ Half-life = 9.14 h

NIM A 705, 117 (2013)

# TEXONO: $^{135}\text{Xe}$ Subtraction [250-keV $\gamma$ ]



## Correlation & Calibration

☐ Evaluated for:

[2-4] keV, [7-8.5] keV, and [11.3-12] keV Energy Regions

☐ Free from Cosmogenic X-ray Peaks

## Contribution: Sub-keV Region

☐ On-Average Contributes:

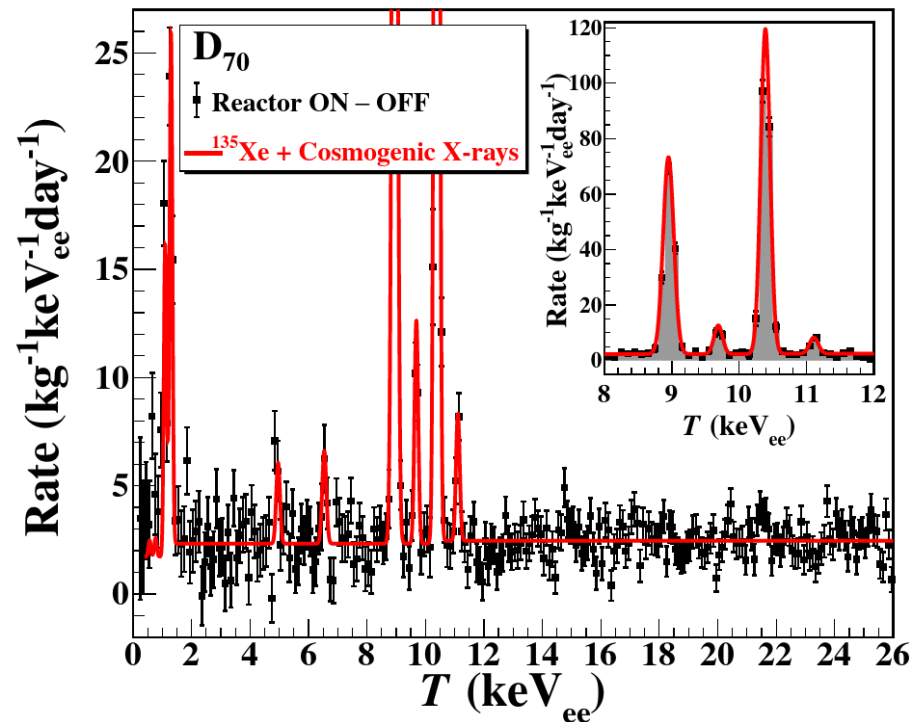
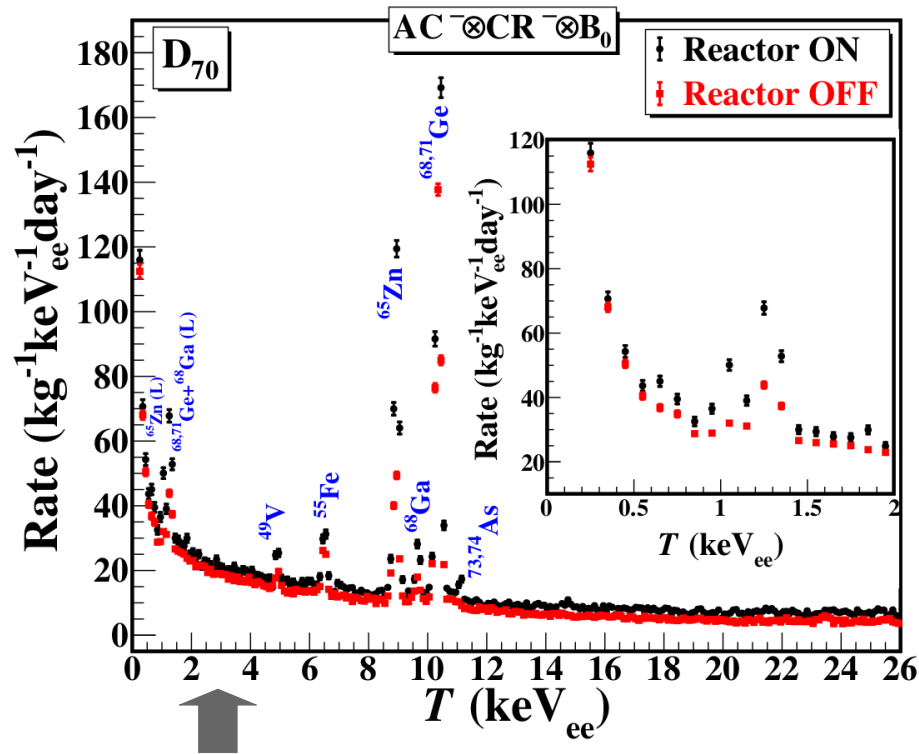
$\sim 1.72 \pm 0.02 \text{ kg}^{-1}\cdot\text{keV}^{-1}\cdot\text{day}^{-1}$

☐ Reactor ON **PHYS** background:

$\sim 116 \text{ counts}\cdot\text{kg}^{-1}\cdot\text{keV}^{-1}\cdot\text{day}^{-1}$

☐ Minor ( $\sim 0.9\%$  of **PHYS** – Reactor ON counts) & known background source

# $\nu A_{el}$ Candidate Spectra [PHYS Samples]



- Exposure: D70 – 242(559.3) & **Total** – 404(813.7) kg.days ON(OFF)
- Residual [ON-OFF] → **Finite <sup>135</sup>Xe Compton excess**
- **Region < 12 keV** → **Populated by Cosmogenic peaks** → **Valuable for Calibration**

†AC ⊗ CR ⊗ B<sub>0</sub> → Anti-Compton veto ⊗ Cosmic Ray veto ⊗ Bulk Events

# Limits: SM

## ➤ $\rho$ Estimate Excess over SM Prediction

$$\chi^2(\rho, \beta, \mu_\nu; k) = \sum_i \left[ \frac{N_i - (\rho \nu_i^{\text{SM}}(k) + \nu_i^{\text{BSM}}(\mu_\nu)) - \beta}{\Delta_i} \right]^2 + \left[ \frac{\beta - \beta_{\text{Cmpt}}}{\Delta_{\text{Cmpt}}} \right]^2$$

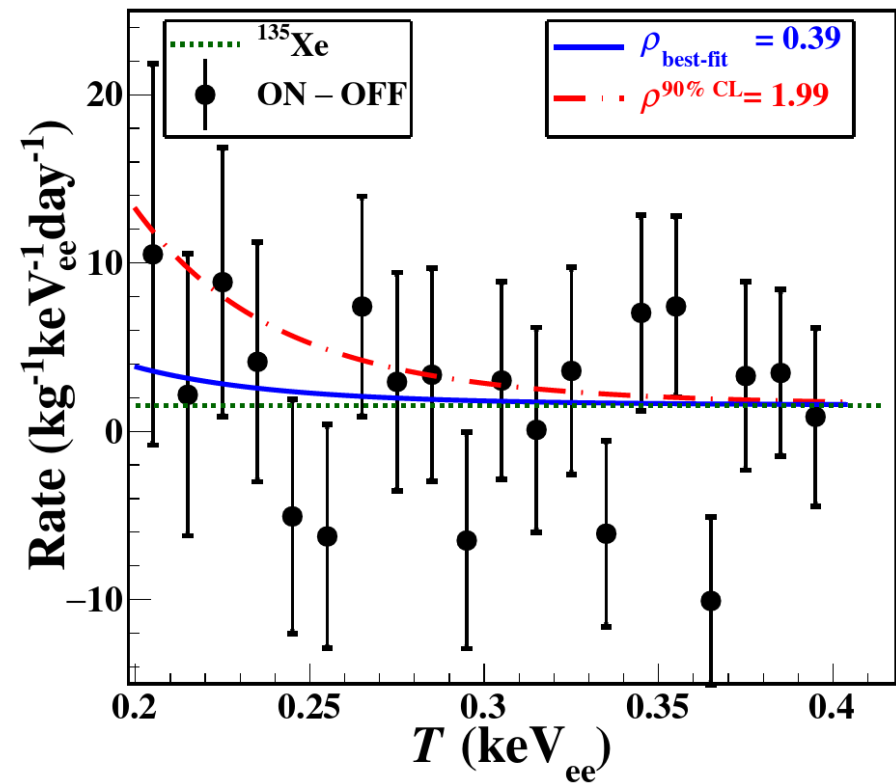
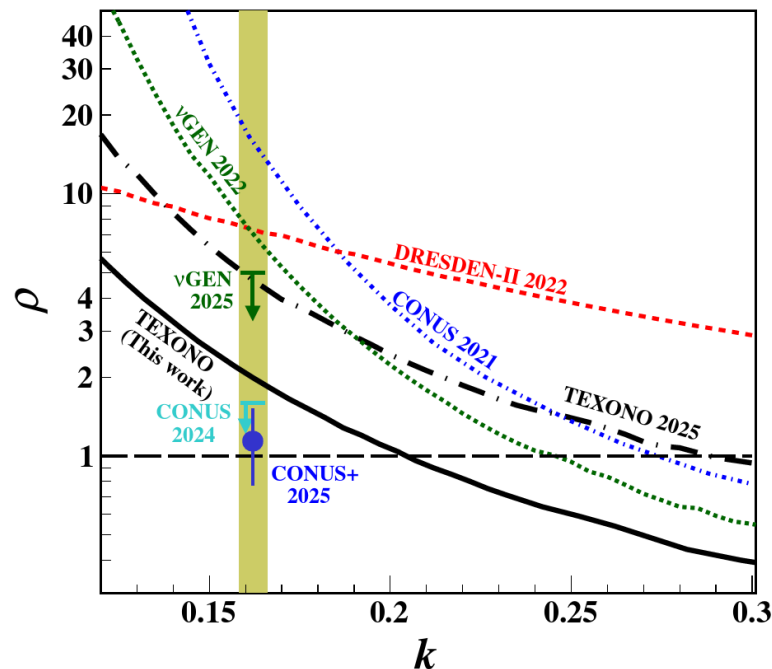
TEXONO [with 200 eV threshold]

$\rho < 2.0$  @ SM [Lindhard  $k = 0.157$ ] @ 90%CL

@ SM value  $\rho = 1$



**Upper limit of  
 $k < 0.205$   
at 90% CL**



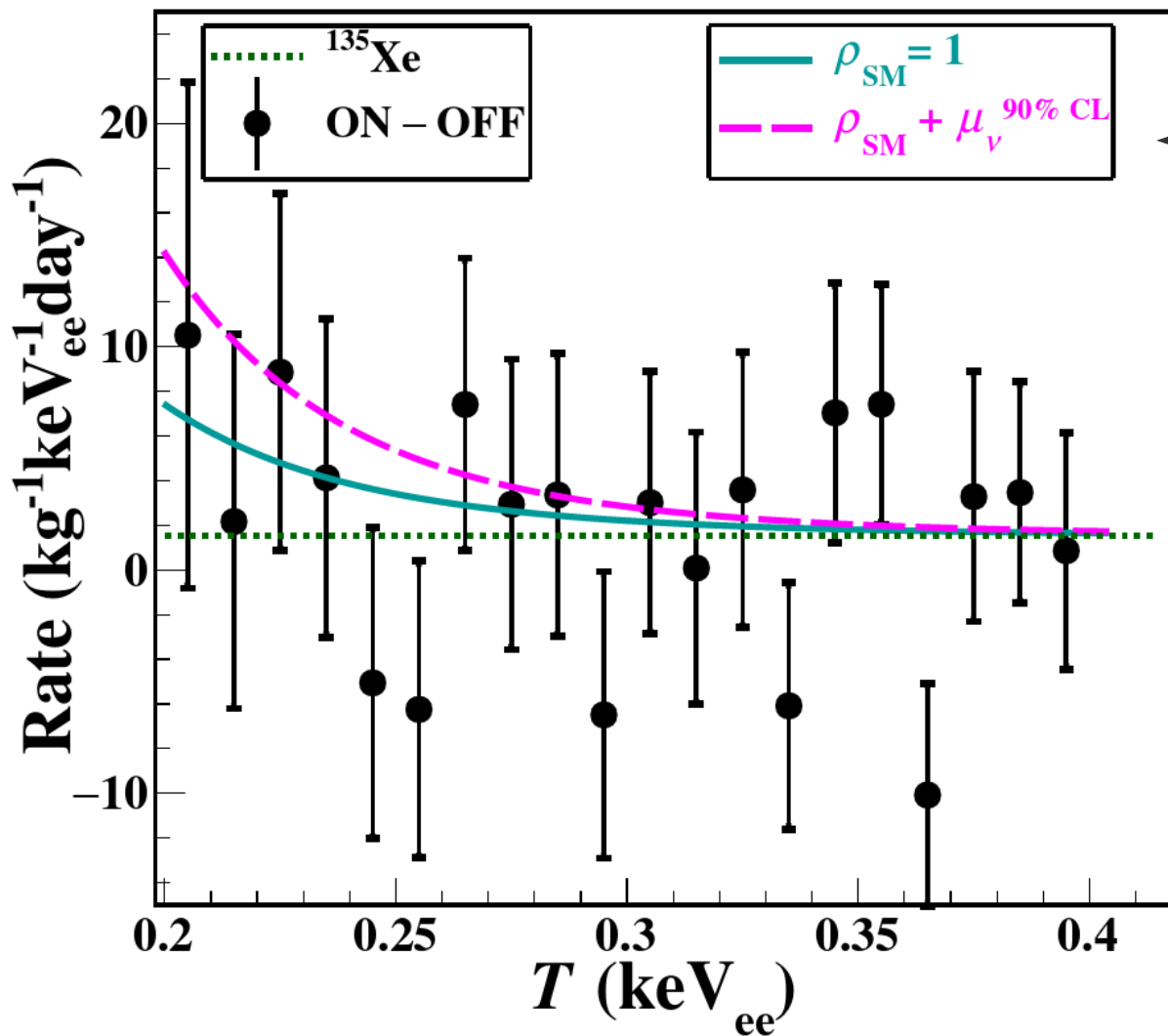
Residual Spectrum (Dominant ROI)

**Total Exposure**

Reactor ON: 404 kg.days

Reactor OFF: **813.7 kg.days**

# Limits: BSM [ $\mu_\nu - \nu A_{el}$ ]



Residual Spectrum (Dominant ROI)

**Total Exposure**

Reactor ON: 404 kg.days

Reactor OFF: **813.7 kg.days**

@ SM Configuration [ $\rho=1; k=0.162$ ]

☑ No statistically significant  $\mu_\nu$  signal observed

☑ Upper limit on  $\mu_\nu$  derived:

$$\mu_\nu < 5.9 \times 10^{-10} \mu_B$$

Competitive  $\nu A_{el}$  Constraint [Reactor anti- $\nu_e$ ]

☑ TEXONO [PRL-2025]:  $< 11 \times 10^{-10} \mu_B$

☑ CONUS+ [Nature-2025]:  $< 5.6 \times 10^{-10} \mu_B$

*Phys. Rev. D 112, 015007 (2025)*

@ 90% CL

# Summary

- ✓ Exposure: 404[813.7] kg.days ON[OFF]
- ✓ **Challenge:** Most data taken during COVID-19
- ✓ Achieved Threshold: 200 eV
- ✓ No deviation from SM prediction observed
  - SM ( $\rho$ )  $\rightarrow \rho < 2.0$  [@ Standard Lindhard  $k = 0.162$ ]
  - @ SM value  $\rho = 1$ , **Upper limit of  $k < 0.205$**
  - BSM ( $\mu_\nu$ )  $\rightarrow \mu_\nu < 5.9 \times 10^{-10} \mu_B$  [@ SM  $\rho = 1$  &  $k = 0.162$ ]
- ✓ Benchmark for precision SM & BSM tests

@ 90% CL

RECODE  
[Sanmen Reactor @ Zhejiang]



New Reactor Site

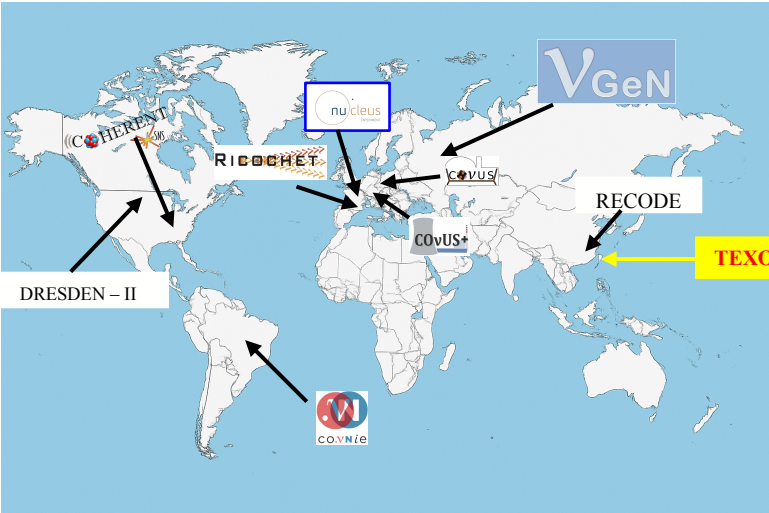
**RECODE**  
[Sanmen Reactor @ Zhejiang]  
with CDEX

Complementing to/Enhancing  
CDEX [DM &  $0\nu\beta\beta$ ] @ CJPL  
with Ge

# Future Prospects

- KSNL:  $\nu$  Decommissioned: 2023, Access till 2028
- R&D Ongoing: Aim ~ 150 eV Threshold
  - Cross-correlation  $\oplus$  Pulse Analysis  $\oplus$  Optimized Pulsar....
- New [G4] Detector: Data taking for DM studies

# Global Efforts & TEXONO



**Thank You !**